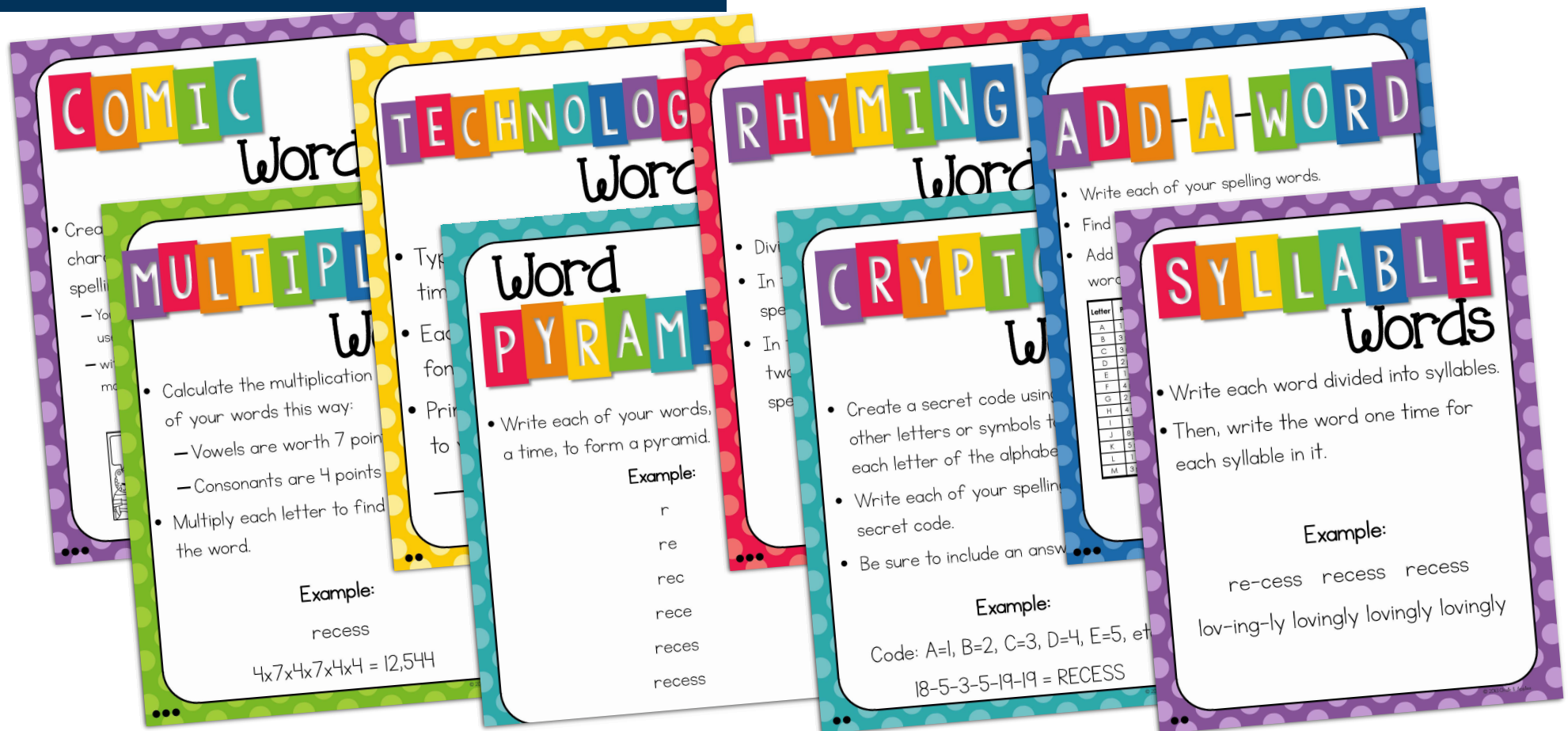


Word Work for big kids

CHALK & Apples™

SPELLING

ACTIVITIES



No Prep  No Worksheets  Use with Any List

THANK YOU!



Thank you for downloading this resource! I truly appreciate every purchase, and hope you love it.

If you do, please consider leaving some feedback in my TPT store to earn credits for future resource purchases!

If not, please email me, and I will do my best to make it right!



Kristen @ Chalk & Apples

TERMS OF USE

Your purchase of this resource entitles you to use it **in your own classroom only**. It cannot be posted anywhere online. If you'd like to share it with colleagues, please purchase additional licenses at a discount.

Thank you for respecting my hard work and terms of use!

You may...	You may NOT...
Use this product for personal use or in your own classroom .	Benefit financially from this product in any way. Copy or modify any part of this product.
Make enough copies for your own class . Please purchase additional licenses at a discount for others to use this product.	Share this product with your entire team or school without purchasing an additional license for them.
Save this file to your personal or school computer .	Post this product anywhere online (free or for sale) or on shared drives/clouds.

LET'S CONNECT!



chalkandapples.com



shop.
chalkandapples.com



kristen@
chalkandapples.com



pinterest.com/
chalkandapples



@chalkandapples




facebook.com/
chalkandapples

YOU MIGHT ALSO LIKE...



Math Games



Word Work for Big Kids




Roll & Write Center

Click to learn more!




**EARN FREE RESOURCES
BY LEAVING FEEDBACK!**

After you use a resource, go to **My Purchases** on TPT, and click the **Give Feedback** link. You'll earn points to redeem in your cart for **FREE resources!**



Back to School



Vocabulary Roots



Instant Teacher Tools

GRAPHICS & FONTS

All photos in this resource were either taken by me or used with permission of the photographer.

kimberly
geswein
fonts

kg

mollie
go
FONTS

COPYRIGHT

Copyright © Chalk & Apples. All rights reserved by author. This product is to be used by the purchaser only. **Copying for more than one teacher, classroom, or department is prohibited.** This product may not be distributed or displayed digitally for public view. No part of this product may be modified or copied in any way. Graphics used in this resource are copyrighted and may not be used for commercial projects or given away. By purchasing this file, you agree to the Terms of Use. Failure to comply is a copyright infringement and a violation of the Digital Millennium Copyright Act (DMCA).

Teaching Notes

Use these activities in your Word Work center or as part of a spelling contract for homework.

Differentiated Options:

Each activity has a set of dots on the bottom-left corner. The number of dots assigned to each activity was determined by difficulty and time required to complete the activity.

- - More difficult
- - Average
- - Easier

Recording Sheet:

Use this recording sheet for student accountability whether using activities in class or for homework.

CROSS

Words

- Use graph paper to arrange your words into a crossword puzzle.
- Each word must share at least one letter with another word.
- Write clues for your puzzle.
- If you have time, trade puzzles with a friend and try to solve them!

T	R	A	C	E			
	E			X			
E	W	E		P			
	A		I	L	L		
	R			O			
	D	E	A	R	L	Y	
				E		E	
			E	R	A	S	E

RHYMING

Words

- Divide your paper into three columns.
- In the first column, write each of your spelling words.
- In the second and third columns, write two words that rhyme with each spelling word.

Example:

recess confess address

STORY

Words

- Write or type a story using all of your spelling words.
- Underline the spelling words as you use them.
- Your story can be funny, but it must make sense!
- Your sentences must show the meaning of each word.
- Draw a detailed, colored picture to illustrate your story.

RIDDLE

Words

- Write a riddle for each of your spelling words.
- The answer to the riddle should be a spelling word.

Example:

Q: What happens once a day,
but not in the summer?

A: Recess!

MULTIPLIED

Words

- Calculate the multiplication value of each of your words this way:
 - Vowels are worth 7 points
 - Consonants are 4 points
- Multiply each letter to find the value of the word.

Example:

recess

$$4 \times 7 \times 4 \times 7 \times 4 \times 4 = 12,544$$

POETIC

Words

- Write a poem using at least half of your words. Underline each spelling word.

- Try to use them all if you can!

Lion or Lamb?

When March is a lion
The howling wind roars.
The swirling clouds race,
The cold rain pours.

When March is a lamb
Sun warms the day.
Tiny shoots sprout,
Snow melts away.

-Emily Kissner

ADD-A-WORD

- Write each of your spelling words.
- Find the value of each letter in the chart below.
- Add up the letters to find the value of each word.

Letter	Points	Letter	Points
A	1 point	N	1 point
B	3 points	O	1 point
C	3 points	P	3 points
D	2 points	Q	10 points
E	1 point	R	1 point
F	4 points	S	1 point
G	2 points	T	1 point
H	4 points	U	1 point
I	1 point	V	4 points
J	8 points	W	4 points
K	5 points	X	8 points
L	1 point	Y	4 points
M	3 points	Z	10 points

Example:

recess

$$1+1+3+1+1+1 = 8$$

****Bonus****

Put your words in order by
their point value!

COMIC

Words

- Create a comic strip, complete with characters and dialogue using all of your spelling words.
 - You may either draw and color your comic strip or use an online site to create and print it.
 - wittycomics.com, pixton.com, writecomics.com, makebeliefscomix.com



DICTIONARY

Check

- Divide your paper into three columns by folding the page in thirds and tracing the lines.
- Write your spelling words in the first column.
- In the second column, write what you think the word means before looking it up.
- In the third column, write the dictionary definition.
- If you were correct, put a * beside the word!

Example:

Word	My Definition	Dictionary Check
recess	when kids get to go outside to play	a break between school classes.

COMMERCIAL

Words

- Think of a product, real or made up, and write a 30 second commercial for it using at least half of your spelling words.
- Be ready to perform your commercial for the class!

CAPTION

Words

- Find a photograph in a magazine, newspaper, or online.
- Write a caption for the photograph using at least half of your spelling words. (The more words, the better!)
- Remember, a caption tells what is happening in the picture.

SPELLING

Sentences

- Write a sentence using each of your spelling words.
- Circle the spelling words in your sentences.
- You may use more than one word in a sentence, as long as it makes sense.

CRYPTO-

Words

- Create a secret code using numbers, other letters or symbols to represent each letter of the alphabet.
- Write each of your spelling words in the secret code.
- Be sure to include an answer key!

Example:

Code: A=1, B=2, C=3, D=4, E=5, etc.

18-5-3-5-19-19 = RECESS

REVERSE

Words

- Divide your paper into three columns by folding the page in thirds and tracing the line.
- Write your spelling words in the first column.
- In the second column, write your words backwards.
- In the third column, write your words forwards again.

Example:

recess ssecer recess

SYLLABLE Words

- Write each word divided into syllables.
- Then, write the word one time for each syllable in it.

Example:

re-cess recess recess

lov-ing-ly lovingly lovingly lovingly

FRACTION

Words

- Divide your paper into three columns by folding the page in thirds and tracing the lines.
- Write your spelling words in the first column.
- In the second column, write the fraction of letters that are vowels.
- In the third column, write the fraction of letters that are consonants.


Example:

word	vowels	consonants
recess	2/6	4/6

Bonus

Write each fraction in simplest form.

Word



- Use an online Word Cloud site to create a word cloud with your words.
 - Wordle.net, Tagxedo.com, Tagul.com, etc.
- Think about how difficult or easy your words are for you to spell.
- Type the most difficult words 5 times each and the easiest words 2 times each.
- Print your word cloud or email it to your teacher at: _____

TECHNOLOGY

Words

- Type each of your words three times.
- Each word must be in a different font.
- Print your words or email them to your teacher at:

ACROSTIC

Words

Use the letters in each of your words to write an acrostic poem or sentence.

Example: RACE

Really

Amazing

Cars are

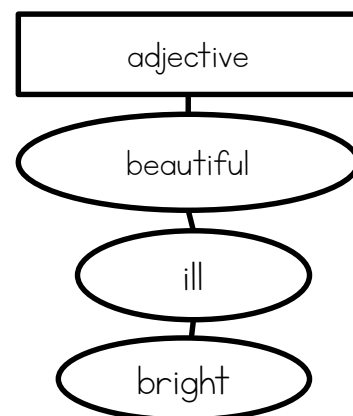
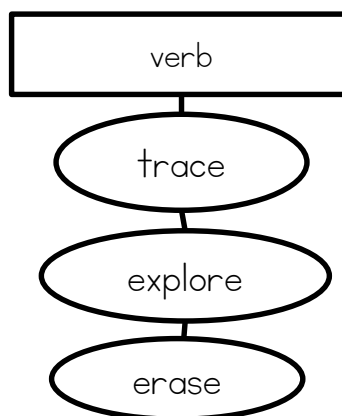
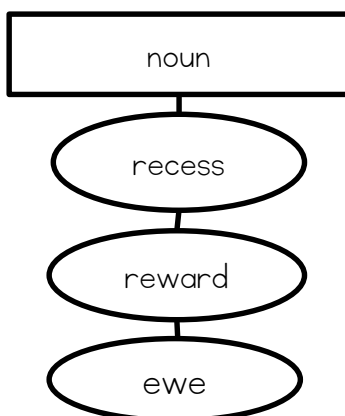
Expensive!

GRAMMAR

Words

- Sort your spelling words by part of speech.
- You may choose to make a chart or a word map.

noun	verb	adjective
recess	trace	beautiful
reward	explore	ill
ewe	erase	bright



Word

SCRAMBLE

- Divide your paper into three columns by folding the page in thirds and tracing the lines.
- Write your spelling words in the first column.
- In the second column, write your words with the letters scrambled up.
- Cover up or fold back the first column.
- In the third column, unscramble your words to spell them correctly.

Example:

recess

secres

recess

TARGET

Words

- Write each of your spelling words.
- Look for tricky spelling patterns. These are your “target letters” when you study.
- Use a highlighter or colored pen to mark your target letters.

Example:

exhausted

CURSIVE

Words

- Write your spelling words three times each in your best cursive.

Aa Bb Cc Dd Ee Ff Gg Hh

Ii Jj Kk Ll Mm Nn Oo

Pp Qq Rr Ss Tt Uu Vv

Ww Xx Yy Zz

RAINBOW

Words

- Write your words two times each.
- Write each letter in a different color.

Example:

recess recess

RANSOM

Words

- Cut out individual letters (not whole words) from a magazine or newspaper.
- Use these letters to form your spelling words.
- Glue your “ransom words” on a piece of paper.

Example:

Access

CUT OUT

Words

- Cut out individual letters (not whole words) from a magazine or newspaper.
- Use these letters to form your spelling words.
- Glue your “ransom words” on a piece of paper.

Example:

Recess

VOWELS &

Consonants

- Write all of your words with the vowels in one color and the consonants in another color.

Example:

recess

Word

PYRAMIDS

- Write each of your words, one letter at a time, to form a pyramid.

Example:

r

re

rec

rece

reces

recess

PICTURE

Words

- Draw and color a picture.
- Hide your spelling words in the picture

SPELLING Activities



1. CrossWords - Create a crossword puzzle with your words.
2. Rhyming Words - Write your words and two words that rhyme with each one.
3. Story Words - Write a story using all of your words.
4. Riddle Words - Write a riddle for each word in which the answer is the spelling word.
5. Multiplied Words - Calculate the multiplication value of each of your words.
Vowels=7, Consonants=4
6. Poetic Words - Write a poem using at least half of your words.
7. Add-A-Word - Find the value of each letter in the chart provided. Add up the letters to find the value of each word.
8. Comic Words - Create a comic strip using your words.
9. Dictionary Check - Write your words and what you think the definition is. Then look them up and write the dictionary definition.
10. Commercial Words - Write a 30 second TV commercial using your spelling words.
11. Caption Words - Find a photo in a magazine, newspaper, or online. Write a caption for the picture using your spelling words.

SPELLING Activities



1. Spelling Sentences - Write a sentence using each word.
2. Crypto-Words - Create a secret code. Then write your words in the code.
Don't forget to include an answer key!
3. Reverse Words - Write your words forwards, backwards, and then forwards again.
4. Syllable Words - Break your words into syllables. Count the syllables, and write the words that many times.
5. Fraction Words - Find the fraction of letters that are consonants & the fraction that are vowels.
6. Word Clouds - Make a word cloud with your words. Type harder words 5 times and easier words 2 times.
7. Technology Words - Type your words three times each, each in a different font.
8. Acrostic Words - Write an acrostic poem or sentence using the letters in each word.
9. Grammar Words - Sort your words by part of speech.
10. Word Scramble - Write your words correctly, then with the letters scrambled, then correctly again.
11. Target Words - Write your words, highlighting any tricky spots.

SPELLING Activities



1. Cursive Words - Write your words three times each in your best cursive handwriting.
2. Rainbow Words - Write your words two times each, with each letter in a different color.
3. Ransom Words - Cut letters out of a newspaper or magazine. Spell each word using the letters. Glue the words to a piece of paper.
4. Vowels & Consonants - Write each word with the vowels in one color and the consonants in another color.
5. Word Pyramids - Write each word one letter at a time to form a pyramid.
6. Picture Words - Draw and color a picture. Hide your words in the picture.

my

Name: _____

Date: _____

WORD WORK

Choices

●●●

- ☐ CrossWords
- ☐ Rhyming Words
- ☐ Story Words
- ☐ Riddle Words
- ☐ Multiplied Words
- ☐ Poetic Words
- ☐ Add-A-Word
- ☐ Comic Words
- ☐ Dictionary Check
- ☐ Commercial Words
- ☐ Caption Words

●●

- ☐ Spelling Sentences
- ☐ Crypto-Words

- ☐ Reverse Words
- ☐ Syllable Words
- ☐ Fraction Words
- ☐ Word Clouds
- ☐ Technology Words
- ☐ Acrostic Words
- ☐ Grammar Words
- ☐ Word Scramble
- ☐ Target Words
-
- ☐ Cursive Words
- ☐ Rainbow Words
- ☐ Ransom Words
- ☐ Vowels & Consonants
- ☐ Word Pyramids
- ☐ Picture Words

my

Name: _____

Date: _____

WORD WORK

Choices

●●●


- ☐ CrossWords
- ☐ Rhyming Words
- ☐ Story Words
- ☐ Riddle Words
- ☐ Multiplied Words
- ☐ Poetic Words
- ☐ Add-A-Word
- ☐ Comic Words
- ☐ Dictionary Check
- ☐ Commercial Words
- ☐ Caption Words

●●

- ☐ Spelling Sentences
- ☐ Crypto-Words

- ☐ Reverse Words
- ☐ Syllable Words
- ☐ Fraction Words
- ☐ Word Clouds
- ☐ Technology Words
- ☐ Acrostic Words
- ☐ Grammar Words
- ☐ Word Scramble
- ☐ Target Words
-
- ☐ Cursive Words
- ☐ Rainbow Words
- ☐ Ransom Words
- ☐ Vowels & Consonants
- ☐ Word Pyramids
- ☐ Picture Words

Graphics and Fonts



Get in Touch

Find me at

www.chalkandapples.com

Email me at

Kristen@chalkandapples.com

Shop at

shop.chalkandapples.com

Terms of Use

You may...

Use this product for personal use or in your classroom.

Make enough copies for your own class. Purchase additional licenses at 50% off for others to use this product.

Save this file to your personal or school computer.

You may NOT...

Benefit financially from this product in any way.

Copy or modify any part of this product.

Share this product with your entire team or school without purchasing an additional license for them.

Post this product anywhere online (free or for sale) or on shared drives/clouds.

Copyright ©Chalk & Apples. All rights reserved by author. This product is to be used by the purchaser only. Copying for more than one teacher, classroom, or department is prohibited. This product may not be distributed or displayed digitally for public view (even on a personal/classroom website). No part of this product may be modified or copied in any way. The graphics used in this item(s) are copyrighted and may not be used for your own commercial projects or given away to anyone else. By purchasing this file(s), you agree to the Terms of Use. Failure to comply is a copyright infringement and a violation of the Digital Millennium Copyright Act (DMCA).