

# SPALDING

## Rules 21-29

### worksheets



Name: \_\_\_\_\_

### Spalding Rule #21

Date: \_\_\_\_\_ Class: \_\_\_\_\_

**'All' has two l's when by itself, but if it is written with another syllable, only one l is used.**

Trace to complete the example words, then say them. These are only one syllable words, so we use double l.

ball    hall    small

Trace to complete the example words, then say them. These are two syllable words only one l is used. A syllable break has been left for you.

al ready    al m...  
al though    al ...

How many more words can you think of that have this rule? Write as many as you can.

Name: \_\_\_\_\_

### Spalding Rule #22

**'Till' and 'full', when written with another syllable, only one l is used.**

Trace to complete the example words, then say them. These are only one syllable words, so we use double l.

full

Trace to complete the example words, then say them. These are two syllable words only one l is used. Syllable break has been left for you.

un till    care

How many more words can you think of that have this rule? Write as many as you can.

Name: \_\_\_\_\_


### Spalding Rule #23

**The phonogram 'dge' is used at the end of a word to show its first sound.**

Trace the following words.

back    edge    bridge    lodge    bud

Think of some other words that have this rule. Write as many as you can.



# INSTRUCTIONS

This product contains an individual worksheet for each of the **Spalding Rules 21-29**. It includes phonogram pronunciation, spelling and language rules. Students apply all these rules when spelling, reading words and writing sentences. These worksheets include tasks to help students understand the different rules. Students should be doing daily practice of these rules and these worksheets make that easy!

The worksheets can be printed onto **regular A4 paper** and can be used for literacy centres, homework sheets, time fillers and many other activities.

Below is an example of a worksheet, with an explanation for each section. Each rule may have a different task for students to do, but instructions are clearly given for the student to easily follow and complete.

Name: \_\_\_\_\_ Date: \_\_\_\_\_ Class: \_\_\_\_\_

## Spalding Rule : #21

*'All' has two l's when by itself, but if it is written with another syllable, only one l is used.*

Trace to complete the example words, then say them. These are only one syllable words, so we use double l.

ball    hall    small

Trace to complete the example words, then say them. These are two syllable words, so only one l is used. A syllable break has been left for you.

al ready    al most

al though    al so

How many more words can you think of that have this rule? Write as many as you can!

© Our Classroom 2017

The rule number students are focusing on

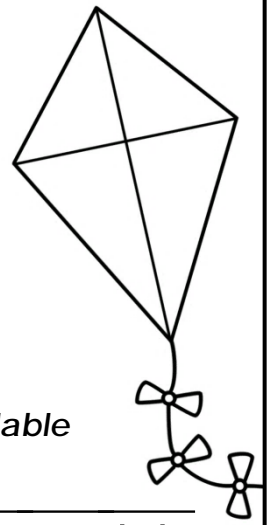
A detailed explanation of the rule and what it does

A range of activities involving the rule for students to practice.



Name: \_\_\_\_\_ Date: \_\_\_\_\_ Class: \_\_\_\_\_

# Spalding Rule : #21



*'All' has two l's when by itself, but if it is written with another syllable, only one l is used.*

*Trace to complete the example words, then say them. These are only one syllable words, so we use double l.*

ball      hall      small

*Trace to complete the example words, then say them. These are two syllable words, so only one l is used. A syllable break has been left for you.*

al ready      al most  
al though      al so

*How many more words can you think of that have this rule? Write as many as you can!*

Name: \_\_\_\_\_ Date: \_\_\_\_\_ Class: \_\_\_\_\_

# Spalding Rule : #22

*"Till" and "full", when written by themselves, have two l's, but if with another syllable, only one l is written.*

*Trace to complete the example words, then say them. These are only one syllable words, so we use double l.*

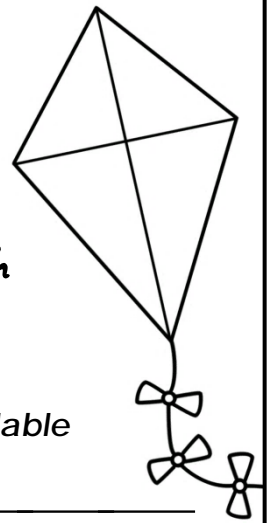
ful    till    pull    still

*Trace to complete the example words, then say them. These are two syllable words, so only one l is used. Syllable breaks have been left for you.*

un    til    beau    ti    ful

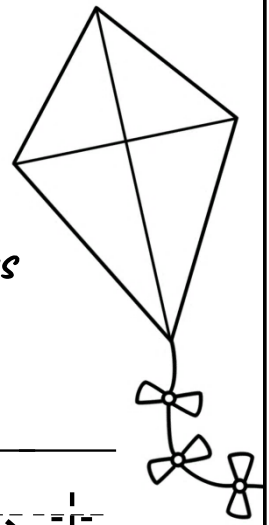
care    ful    fear    ful

*How many more words can you think of that have this rule? Write as many as you can!*



Name: \_\_\_\_\_ Date: \_\_\_\_\_ Class: \_\_\_\_\_

# Spalding Rule : #23



The phonogram dge may only be used after a single vowel that says its first sound.

Trace the following words containing Rule 23, then say them.

boddy gadget

edge hedge

bridge ridge

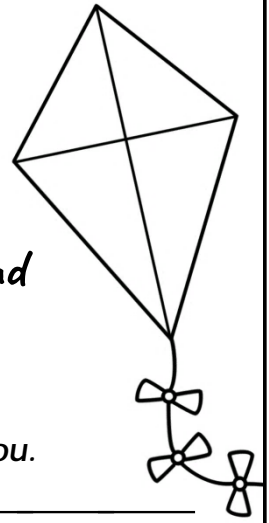
lodge dodge

budgy nudgy

Think of some other words that contain Rule 23. How many different ones can you find?  
Write as many as you can!

Name: \_\_\_\_\_ Date: \_\_\_\_\_ Class: \_\_\_\_\_

# Spalding Rule : #24



*When adding an ending to a word that ends with a consonant and the letter y, use i instead of y unless the ending is ing.*

Use Rule 24 to add the endings on to the base word. The first one is done for you.

try + ed = tried

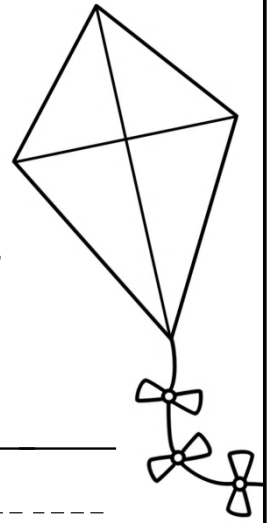
try + ing =

try + es =

Think of some other words that you could apply Rule 24 to. List them and then add an ending. Don't forget to follow the rule!

Name: \_\_\_\_\_ Date: \_\_\_\_\_ Class: \_\_\_\_\_

# Spalding Rule : #25



The phonogram ck may only be used after a single vowel that says its first sound.

Trace the following words containing Rule 25, then say them.

back smack

neck peck

lick stick

rock smock

duck stuck

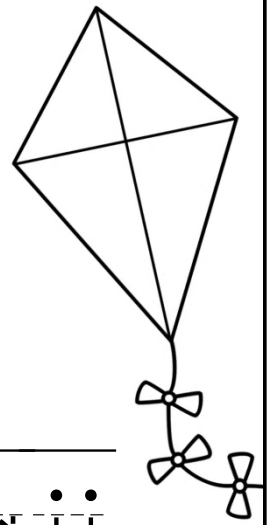
Think of some other words that contain Rule 25. How many different ones can you find?  
Write as many as you can!

Name: \_\_\_\_\_ Date: \_\_\_\_\_ Class: \_\_\_\_\_

# Spalding Rule : #26

*All proper nouns (names or titles of people, places, books, days or months) must begin with a capital letter.*

Trace the following words containing Rule 26, then say them.



June Hawaii

Bob Fred

Sunday July

Harry Potter

Niagara Falls

Think of some other words that contain Rule 26. How many different ones can you find?  
Write as many as you can. Don't forget the capital letters!



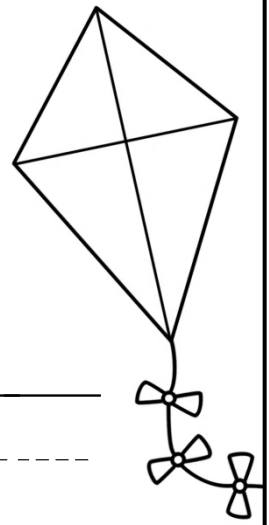
Name: \_\_\_\_\_ Date: \_\_\_\_\_ Class: \_\_\_\_\_

# Spalding Rule : #27

*Words that begin with the sound 'z' are always spelled with the letter z, not s.*

Write the phonogram for this rule

z



Trace the rule to complete the example words, then say them.

zoo zip zebra

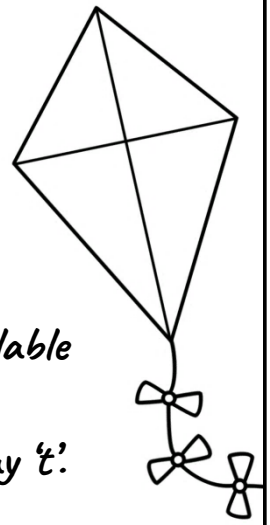
Practice writing and saying some other words containing this rule.

zero zap zoom

How many more words can you think of that have this rule? Write as many as you can.

Name: \_\_\_\_\_ Date: \_\_\_\_\_ Class: \_\_\_\_\_

# Spalding Rule : #28



The phonogram ed has 3 sounds. It is added to make the past tense of verbs. It follows these guidelines:

- If a verb ends in the sounds of 'd' or 't', adding ed makes another syllable that says 'ed'. Example: land ed
- If a verb ends in an consonant you cant hear, adding ed makes it say 't'. Example: liked
- In every other verb, adding ed makes it say 'd'. Example: played

Trace the following words containing Rule 28, then say them correctly. Remember to follow the guidelines above!

handed planted

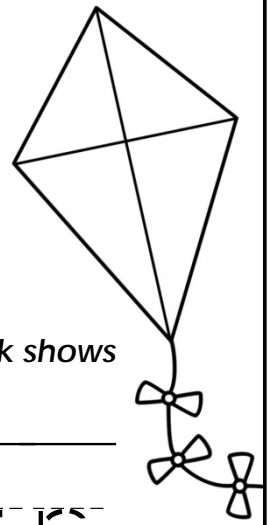
looked jumped

live played

Think of some other words that involve Rule 28. Write as many as you can and then say them correctly!

Name: \_\_\_\_\_ Date: \_\_\_\_\_ Class: \_\_\_\_\_

# Spalding Rule : #29



*Divide words between double consonants within a base word.*

Trace the following words containing Rule 29, then say them. A syllable break shows the rule in each word.

lit-tle      ap-pear

traf-fic      kit-ten

of-fice      ar-rive

bot-tle      er-ror

Think of some other words that contain Rule 29. How many different ones can you find?  
Divide the words following Rule 29 and show the syllable break!

# THANK YOU!

*Thank you for your support through the download of this product.*

## *Terms of Use:*

- *All pages in this packet are copyrighted.*
- *Pages within this document may only be used for classroom or home use only and you may not create anything to sell or share based on this packet.*
- *This packet may only be used by one teacher per classroom or home.*
- *You may not offer or share this product anywhere on the internet as a download or copy.*

*I hope you enjoy this product as much as I have making it. Through the use of my product, you have made me feel connected to your classroom, home and students.*

*Please check out my [store](#) for other products.*

*Together, "Our classroom" can grow! 😊*

*Find me on [Pinterest](#) , [Facebook](#) & [Instagram](#)*

