

Name _____

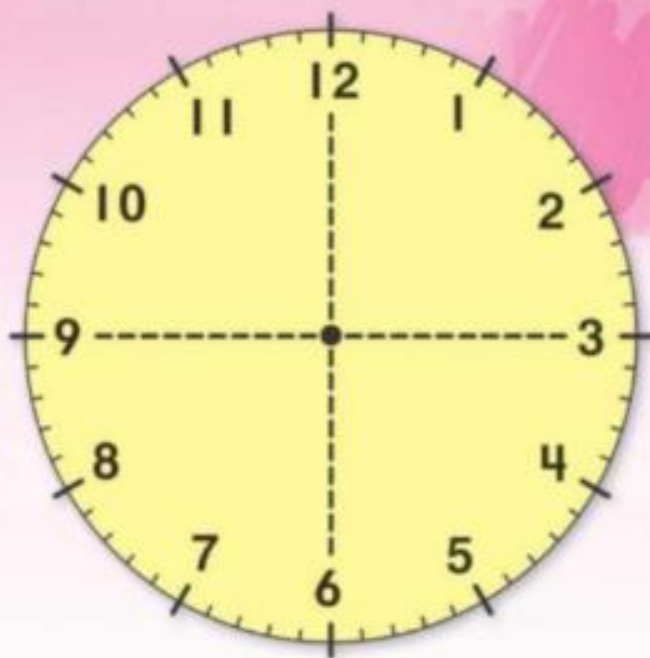
Measurement and Data
2.MD.7

Lesson 4 Time to the Quarter Hour

ESSENTIAL QUESTION ?
How do I use and tell time?



Math in My World



quarter past _____



Teacher Directions: Have students fold a paper plate, or circular piece of paper in half. Fold it again in quarters. Unfold and look at the fold marks. On the clock above, place cubes on the quarter hours referring back to their plate or circle. Draw hands on the clock to show quarter past an hour. Write the time.

Guided Practice

You can show time to the **quarter hour**. There are 15 minutes in a quarter hour. There are 4 quarter hours in an hour.

1 o'clock



quarter past 1




half past 1



quarter till 2



Use . Tell what time is shown. Write the time.

1.



2.



3.



Talk Math

At 4:15, where is the minute hand?
Explain.

Name _____

Measurement and Data
2.MD.7

Lesson 4

Time to the Quarter Hour

My Homework

Homework Helper



Need help? connectED.mcgraw-hill.com

You can show time to the quarter hour.

quarter past 8



half past 8



quarter till 9



Practice

Use . Tell what time is shown. Write the time.

1.



2.



3.





Draw the hands on each clock. Write the time.

4. quarter past 6 5. quarter till 3 6. quarter past 7



Brain Builders



7. Carly went to school at 8:15. She left school at 2:45. If she arrived at school at 8:45, how many hours was she in school?

_____ hours


Vocabulary Check



8. Circle the clock that shows an example of quarter hour.



Moth at Home Have your child use the words quarter till and quarter past to describe the time at 6:15 and 6:45.



Name _____

Measurement and Data
2.MD.7

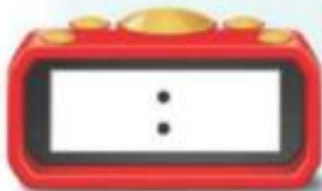

Lesson 5 Time to Five Minute Intervals

ESSENTIAL QUESTION ?

How do I use and
tell time?



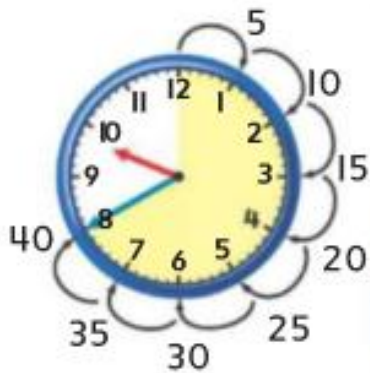
Math in My World



Teacher Directions: Count by 5s as you trace the dotted line. Label each jump 5, 10, 15 and so on. Draw the minute hand. Write that time on the digital clock.

Guided Practice

It takes 5 minutes for the minute hand to move to the next number. You can skip count by 5s to tell the time.




This clock shows 40
minutes after 9 o'clock.
Write the time another way.

Helpful Hint

Each mark on
the clock face
is one minute.



Tell what time is shown. Use  to help.
Write the time.



4. Tell what time is shown.
Draw the minute hand to
show the time.



Talk Math

Explain how you skip count by 5s
to tell time.

Name _____

Measurement and Data
2.MD.7

My Homework

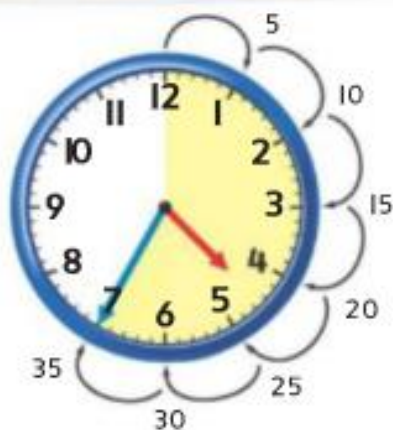
Lesson 5

Time to Five-Minute Intervals

Homework Helper



Need help? connectED.mcgraw-hill.com



It takes 5 minutes for the minute hand to move to the next number. Skip count by 5s to tell time.

This clock shows 35 minutes after 4 o'clock.

The time is shown another way.

4:35

Practice

Read the time. Write the time.

1.



2.



3.





Tell what time is shown. Draw the minute hand to show the time.


4.



5.



6.



Brain Builders

7. It is 1:00. Hunter is waiting for Ben. Ben said he would meet Hunter in 25 minutes but he arrived 5 minutes late. What time does Ben meet Hunter?



8. **Test Practice** A train leaves at 10:40. Which clock shows 10:40?



Copyright © McGraw-Hill Education. All rights reserved. This is a preview of the book.



Math at Home Ask your child to look at an analog clock on the hour. Have him or her tell you what time it will be in 5 minutes, 10 minutes, 25 minutes, and 50 minutes.

Name _____

Measurement and Data
2.MD.7

Lesson 6 A.M. and P.M.

ESSENTIAL QUESTION ?

How do I use and tell time?



Explore and Explain



Copyright © McGraw-Hill Education. [Return to Table of Contents](#)



Teacher Directions: Think of things that you do during the day and at night.
Draw pictures of the activities on the correct side of the page.

Guided Practice

The hours from midnight until noon are labeled **A.M.** The hours from noon until midnight are labeled **P.M.**

Helpful Hint
12:00 P.M. is noon.
12:00 A.M. is midnight.

Go to school



8:00 A.M.

Read a bedtime story



8:00 P.M.

Tell what time is shown for the activity. Write the time. Circle A.M. or P.M.

1. Art class



A.M.
P.M.

2. Go to bed



A.M.
P.M.

3. Play after school



A.M.
P.M.

Talk Math

How can you remember if it is A.M. or P.M.?

My Homework

Lesson 6

A.M. and P.M.

Homework Helper



Need help? connectED.mcgraw-hill.com

The hours from midnight until noon are labeled A.M. The hours from noon until midnight are labeled P.M.

Helpful Hint

12:00 P.M. is noon.
12:00 A.M. is midnight.

Wake up



9:00 A.M.

Look at the moon



9:00 P.M.

Tell what time is shown for the activity. Write the time. Circle A.M. or P.M.

1. Go to the park



A.M.
P.M.

2. Go bowling



A.M.
P.M.

3. Make your bed



A.M.
P.M.



Tell what time is shown for the activity.
Draw the hands on the clock. Circle A.M. or P.M.

4. Rooster crowing




A.M.
P.M.

5. Flying a kite



A.M.
P.M.


6. Going shopping



A.M.
P.M.

Brain Builders

7. Jay and Mike got to the county fair at 10:00 A.M. They stayed for 4 and a half hours. Did they get home in the A.M. or P.M.? Explain your reasoning to a friend or family member. _____



Vocabulary Check



Complete each sentence.

A.M.

P.M.

8. Casey has an art lesson at 4:30 _____.
9. Sam eats dinner at 5:30 _____.
10. Kaylee eats breakfast at 6:00 _____.



Math at Home Several times in the next 24 hours, ask your child for the time and then if it is A.M. or P.M.

Name _____



My Review

Chapter 10

Time

Vocabulary Check



Complete each sentence.

hour

half hour

quarter hour

minute

A.M.

P.M.

digital

analog

1. The long hand on an analog clock is the _____ hand.
2. The short hand on an analog clock is the _____ hand.
3. 15 minutes is a _____.
4. 30 minutes is a _____.
5. A clock that uses hands to show the time is an _____ clock.
6. A clock that uses numbers to show the time is a _____ clock.
7. The hours from noon to midnight are _____.
8. The hours from midnight to noon are _____.



Concept Check

Read the time. Write the time.

9.



10.




11.



Tell what time is shown. Draw the hands on each clock.

12.



13.



14.



Circle the best choice.

15. Walk the dog. 11:45 A.M. P.M.

16. Go hiking. 2:30 A.M. P.M.

17. Wash dinner dishes. 6:30 A.M. P.M.