

Name \_\_\_\_\_

Measurement and Data  
2.MD.1, 2.MD.3, 2.MD.5

# Lesson 1 Inches


**ESSENTIAL QUESTION** ?  
How can I measure objects?




## Math in My World



Copyright © McGraw-Hill Education. All rights reserved. 01303 Japanese Shuzo/PhotoDisc/Getty Images, Inc./Ryan McVay/PhotoDisc/Getty Images, Inc./McGraw-Hill Education



\_\_\_\_\_ inches



\_\_\_\_\_ inches

\_\_\_\_\_ inches



\_\_\_\_\_ inches



**Teacher Directions:** Place a color tile above the ruler. Line it up with the 0. The color tile is one inch long. Use color tiles to measure the length of each object on the page. Write each length in inches.

## Guided Practice

One **inch** is about the **length** of one color tile. You can use what you know about inches to **estimate** the length of an object. Then use an inch ruler to **measure** the length.

### Helpful Hint

Estimate. The length is about 3 inches.



The glue stick is 3 inches long.

Find the object. Estimate the length.  
Measure each object in inches.

Object	Estimate	Measure
1. 	about _____ inches	about _____ inches
2. 	about _____ inches	about _____ inches

### Talk Math

How do you use a ruler to measure inches?

Name \_\_\_\_\_

Measurement and Data  
2.MD.1, 2.MD.3, 2.MD.5

### Lesson 1

### Inches

# My Homework

## Homework Helper



Need help? [connectED.mcgraw-hill.com](http://connectED.mcgraw-hill.com)

Estimate the length of an object. Then check your estimate by measuring the length with an inch ruler.

### Helpful Hint

A small paper clip is about 1 inch long.



The chalk is 2 inches long.


## Practice

Find the object. Estimate the length. Measure each object in inches.

Object	Estimate	Measure
1. 	about _____ inches	about _____ inches
2. 	about _____ inches	about _____ inches

Find two objects. Draw them. Estimate the length.  
Measure each object in inches.

Object	Estimate	Measure
3.	about _____ inches	about _____ inches
4.	about _____ inches	about _____ inches



### Brain Builders

5. A red piece of yarn is 22 inches long. A green piece of yarn is 34 inches long. How much longer is the green piece of yarn? Write a number sentence that shows how you solved the problem.

\_\_\_\_\_ inches

---

### Vocabulary Check



Circle the correct answer.

estimate

inch

measure

length

6. An \_\_\_\_\_ is a unit for measuring length.



**Math at Home** Ask your child to measure the length of a fork and a spoon using an inch ruler.



Name \_\_\_\_\_

Measurement and Data  
2.MD.1, 2.MD.3, 2.MD.5

## Lesson 2 Feet and Yards

**ESSENTIAL QUESTION** ?  
How can I measure objects?



Math in My World



Copyright © McGraw-Hill Education



**Teacher Directions:** Discuss each object in the picture. Circle the objects that could be measured with an inch ruler. Draw an X on the objects that are too big to be measured with an inch ruler.

## Guided Practice

You can measure in feet or yards. A **foot** is equal to 12 inches. A **yard** is equal to 36 inches. Length can be measured in any direction.

**Helpful Hint**  
3 rulers is 3 feet.

3 rulers →

about 3 feet

about 1 yard



**Helpful Hint**  
1 yardstick is 1 yard.

← 1 yardstick

Find the object. Estimate the length.  
Measure each object in feet or yards.

Object	Estimate	Measure
1. 	about _____ feet	about _____ feet
2. 	about _____ yards	about _____ yards

### Talk Math

How can you measure a large object with a ruler?

Name \_\_\_\_\_

Measurement and Data  
2.MD.1, 2.MD.3, 2.MD.5

## Lesson 2

### Feet and Yards

# My Homework

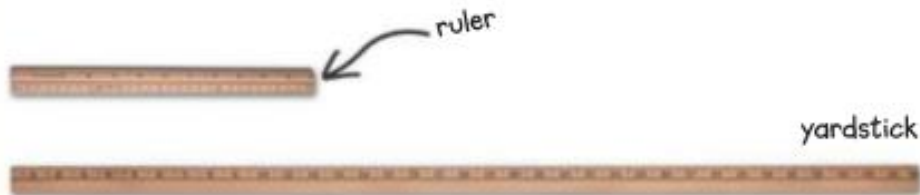
## Homework Helper



Need help? [connectED.mcgraw-hill.com](http://connectED.mcgraw-hill.com)

One foot is equal to 12 inches. One yard is equal to 36 inches. A ruler is 1 foot long. A yardstick is 1 yard long.

**Helpful Hint**  
3 feet = 36 inches






## Practice

Find the object. Estimate the length.  
Measure each object in feet or yards.

Object	Estimate	Measure
1. 	about _____ feet	about _____ feet
2. 	about _____ yards	about _____ yards



Find the object. Estimate the length. Measure each object in feet or yards.

Object	Estimate	Measure
3. 	about _____ yards	about _____ yards
4. 	about _____ foot	about _____ foot
5. 	about _____ feet	about _____ feet

## Brain Builders

6. The sidewalk from Ameila's house to her driveway is 96 inches long. How many feet long is the sidewalk?

\_\_\_\_\_ feet

### Vocabulary Check



Circle the correct answer.

7. **foot**

3 yards

12 inches

36 inches

1 yard



**Math at Home** Ask your child to measure his or her room using a yardstick or a ruler.

Sidewalk race!





Name \_\_\_\_\_

Measurement and Data  
2.MD.1, 2.MD.3

### Lesson 3

# Select and Use Customary Tools

**ESSENTIAL QUESTION ?**  
How can I measure objects?



Math in My World



1.

2.

3.

Copyright © McGraw-Hill Education. All Rights Reserved. Reproduction of this page is prohibited without written permission from McGraw-Hill Education.

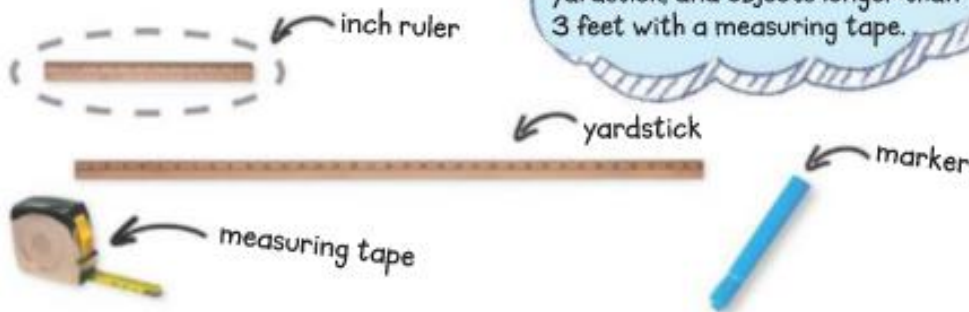


**Teacher Directions:** Draw an object you would measure with an inch ruler in box 1. Draw an object you would measure with a yardstick in box 2. Draw an object you would measure with a measuring tape in box 3. Explain your drawings.




## Guided Practice

You can select and use tools to measure length. Circle the tool you would use to measure a marker.

**Helpful Hint**  
Measure objects shorter than a foot with an inch ruler; objects longer than a foot with a yardstick, and objects longer than 3 feet with a measuring tape.



Find the object. Choose the tool and measure it. Explain why you chose that tool.

Object	Tool	Measure
1. 	_____	about _____
2. 	_____	about _____
3. 	_____	about _____

### Talk Math

How do you know which tool to use to measure?

Name \_\_\_\_\_

Measurement and Data

2.MD.1, 2.MD.3

### Lesson 3

### Select and Use Customary Tools

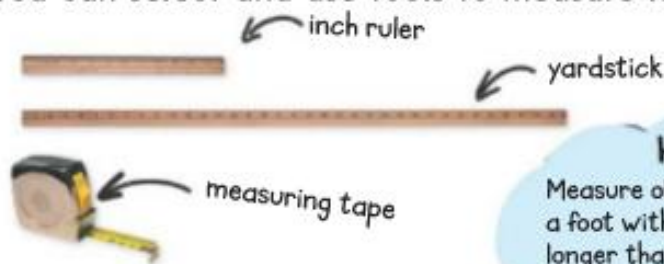
# My Homework

## Homework Helper



Need help? [connectED.mcgraw-hill.com](http://connectED.mcgraw-hill.com)

You can select and use tools to measure length.



### Helpful Hint




Measure objects shorter than a foot with an inch ruler, objects longer than a foot with a yardstick, and objects longer than 3 feet with a measuring tape.

## Practice

Find the object. Choose the tool and measure it.

	Object	Tool	Measure
1.		_____	about _____
2.		_____	about _____

Find the object. Choose the tool and measure it.

Object	Tool	Measure
3. 	_____	about _____
4. 	_____	about _____
5. 	_____	about _____



### Brain Builders

6. There are 36 inches in 3 feet.  
How many inches are in 6 feet?

\_\_\_\_\_ inches



7. Test Practice Four feet is equal to \_\_\_\_\_ inches.

12



24



36



48



**Math at Home** Have your child measure the width of his or her room using a ruler, a yardstick, and a measuring tape. Talk about which tool is the best choice.