

# **Building Java Programs**

## **Chapter 7**

### Arrays

Copyright (c) Pearson 2013.  
All rights reserved.

# Can we solve this problem?

- Consider the following program (input underlined):

How many days' temperatures? 7

Day 1's high temp: 45

Day 2's high temp: 44

Day 3's high temp: 39

Day 4's high temp: 48


Day 5's high temp: 37

Day 6's high temp: 46

Day 7's high temp: 53

Average temp = 44.6

4 days were above average.

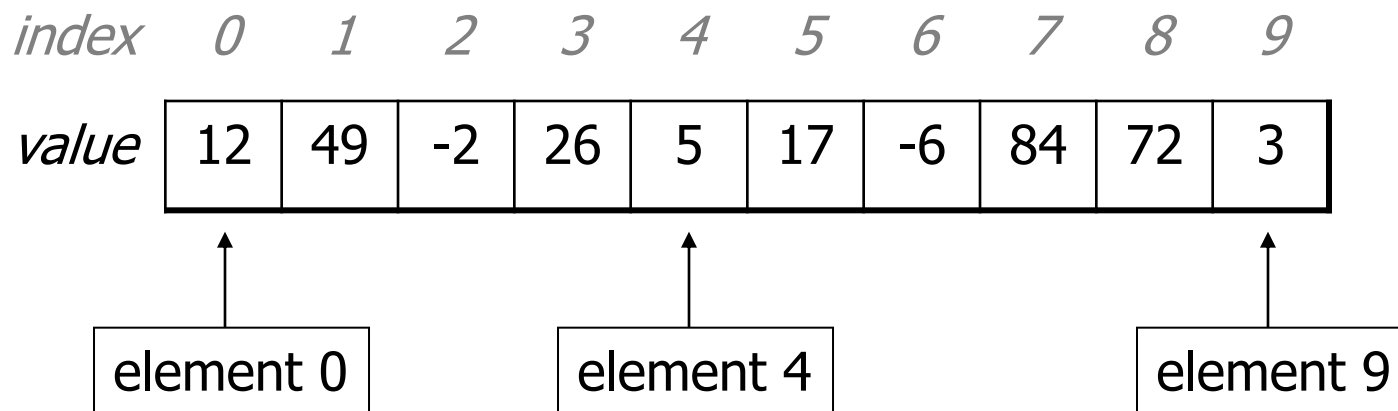


# Why the problem is hard

- We need each input value twice:
  - to compute the average (a cumulative sum)
  - to count how many were above average
- We could read each value into a variable... but we:
  - don't know how many days are needed until the program runs
  - don't know how many variables to declare
- We need a way to declare many variables in one step.

# Arrays

- **array**: object that stores many values of the same type.
  - **element**: One value in an array.
  - **index**: A 0-based integer to access an element from an array.



# Array declaration

```
type [] name = new type [length];
```

– Example:

```
int[] numbers = new int[10];
```

<i>index</i>	<i>0</i>	<i>1</i>	<i>2</i>	<i>3</i>	<i>4</i>	<i>5</i>	<i>6</i>	<i>7</i>	<i>8</i>	<i>9</i>
<i>value</i>	0	0	0	0	0	0	0	0	0	0

# Array declaration, cont.

- The length can be any integer expression.

```
int x = 2 * 3 + 1;
```

```
int[] data = new int[x % 5 + 2];
```

- Each element initially gets a "zero-equivalent" value.

Type	Default value
int	0
double	0.0
boolean	false
String or other object	null (means, "no object")

# Accessing elements

```
name [index]           // access  
name [index] = value; // modify
```

– Example:

```
numbers[0] = 27;  
numbers[3] = -6;
```

```
System.out.println(numbers[0]);  
if (numbers[3] < 0) {  
    System.out.println("Element 3 is negative.");  
}
```

<i>index</i>	0	1	2	3	4	5	6	7	8	9
<i>value</i>	<b>27</b>	0	0	<b>-6</b>	0	0	0	0	0	0

# Arrays of other types

```
double[] results = new double[5];  
results[2] = 3.4;  
results[4] = -0.5;
```

<i>index</i>	<i>0</i>	<i>1</i>	<i>2</i>	<i>3</i>	<i>4</i>
<i>value</i>	0.0	0.0	<b>3.4</b>	0.0	<b>-0.5</b>

```
boolean[] tests = new boolean[6];  
tests[3] = true;
```

<i>index</i>	<i>0</i>	<i>1</i>	<i>2</i>	<i>3</i>	<i>4</i>	<i>5</i>
<i>value</i>	false	false	false	<b>true</b>	false	false



# Out-of-bounds

- Legal indexes: between **0** and the **array's length - 1**.
  - Reading or writing any index outside this range will throw an `ArrayIndexOutOfBoundsException`.

- Example:

```
int[] data = new int[10];  
System.out.println(data[0]);           // okay  
System.out.println(data[9]);          // okay  
System.out.println(data[-1]);         // exception  
System.out.println(data[10]);        // exception
```

*index*    0    1    2    3    4    5    6    7    8    9

<i>value</i>	0	0	0	0	0	0	0	0	0	0
--------------	---	---	---	---	---	---	---	---	---	---

# Accessing array elements

```
int[] numbers = new int[8];  
numbers[1] = 3;  
numbers[4] = 99;  
numbers[6] = 2;  
  
int x = numbers[1];  
numbers[x] = 42;  
numbers[numbers[6]] = 11; // use numbers[6] as index
```

*x*

3
---

	<i>index</i>	0	1	2	3	4	5	6	7
<i>numbers</i>	<i>value</i>	0	3	11	42	99	0	2	0

# Arrays and for loops

- It is common to use `for` loops to access array elements.

```
for (int i = 0; i < 8; i++) {  
    System.out.print(numbers[i] + " ");  
}  
System.out.println(); // output: 0 4 11 0 44 0 0 2
```

- Sometimes we assign each element a value in a loop.

```
for (int i = 0; i < 8; i++) {  
    numbers[i] = 2 * i;  
}
```

*index*    0    1    2    3    4    5    6    7

<i>value</i>	0	2	4	6	8	10	12	14
--------------	---	---	---	---	---	----	----	----

# The length field

- An array's `length` field stores its number of elements.

**name**.length

```
for (int i = 0; i < numbers.length; i++) {  
    System.out.print(numbers[i] + " ");  
}  
  
// output: 0 2 4 6 8 10 12 14
```

- It does not use parentheses like a String's `.length()`.

- What expressions refer to:
  - The last element of any array?
  - The middle element?

# Weather question

- Use an array to solve the weather problem:

How many days' temperatures? 7

Day 1's high temp: 45

Day 2's high temp: 44

Day 3's high temp: 39

Day 4's high temp: 48

Day 5's high temp: 37

Day 6's high temp: 46

Day 7's high temp: 53

Average temp = 44.6

4 days were above average.

# Weather answer

```
// Reads temperatures from the user, computes average and # days above average.
import java.util.*;

public class Weather {
    public static void main(String[] args) {
        Scanner console = new Scanner(System.in);
        System.out.print("How many days' temperatures? ");
        int days = console.nextInt();

        int[] temps = new int[days];           // array to store days' temperatures
        int sum = 0;

        for (int i = 0; i < days; i++) {      // read/store each day's temperature
            System.out.print("Day " + (i + 1) + "'s high temp: ");
            temps[i] = console.nextInt();
            sum += temps[i];
        }
        double average = (double) sum / days;

        int count = 0;                       // see if each day is above average
        for (int i = 0; i < days; i++) {
            if (temps[i] > average) {
                count++;
            }
        }

        // report results
        System.out.printf("Average temp = %.1f\n", average);
        System.out.println(count + " days above average");
    }
}
```

# Quick array initialization

**type** [] **name** = { **value**, **value**, ... **value** } ;

– Example:

```
int[] numbers = {12, 49, -2, 26, 5, 17, -6};
```

<i>index</i>	<i>0</i>	<i>1</i>	<i>2</i>	<i>3</i>	<i>4</i>	<i>5</i>	<i>6</i>
<i>value</i>	12	49	-2	26	5	17	-6

- Useful when you know what the array's elements will be
- The compiler figures out the size by counting the values

# "Array mystery" problem

- **traversal:** An examination of each element of an array.
- What element values are stored in the following array?

```
int[] a = {1, 7, 5, 6, 4, 14, 11};  
for (int i = 0; i < a.length - 1; i++) {  
    if (a[i] > a[i + 1]) {  
        a[i + 1] = a[i + 1] * 2;  
    }  
}
```

<i>index</i>	<i>0</i>	<i>1</i>	<i>2</i>	<i>3</i>	<i>4</i>	<i>5</i>	<i>6</i>
<i>value</i>	1	7	10	12	8	14	22



# Limitations of arrays

- You cannot resize an existing array:

```
int[] a = new int[4];  
a.length = 10;           // error
```

- You cannot compare arrays with `==` or `equals`:

```
int[] a1 = {42, -7, 1, 15};  
int[] a2 = {42, -7, 1, 15};  
if (a1 == a2) { ... }           // false!  
if (a1.equals(a2)) { ... }     // false!
```

- An array does not know how to print itself:

```
int[] a1 = {42, -7, 1, 15};  
System.out.println(a1);           // [I@98f8c4]
```

# The Arrays class

- Class `Arrays` in package `java.util` has useful static methods for manipulating arrays:

Method name	Description
<code>binarySearch(array, value)</code>	returns the index of the given value in a <i>sorted</i> array (or <code>&lt; 0</code> if not found)
<code>copyOf(array, length)</code>	returns a new copy of an array
<code>equals(array1, array2)</code>	returns <code>true</code> if the two arrays contain same elements in the same order
<code>fill(array, value)</code>	sets every element to the given value
<code>sort(array)</code>	arranges the elements into sorted order
<code>toString(array)</code>	returns a string representing the array, such as <code>"[10, 30, -25, 17]"</code>

- Syntax: `Arrays.methodName(parameters)`

# Arrays.toString

- `Arrays.toString` accepts an array as a parameter and returns a `String` representation of its elements.

```
int[] e = {0, 2, 4, 6, 8};  
e[1] = e[3] + e[4];  
System.out.println("e is " + Arrays.toString(e));
```

## Output:

```
e is [0, 14, 4, 6, 8]
```

– **Must** `import java.util.*;`

# Weather question 2

- Modify the weather program to print the following output:

```
How many days' temperatures? 7
```

```
Day 1's high temp: 45
```

```
Day 2's high temp: 44
```

```
Day 3's high temp: 39
```

```
Day 4's high temp: 48
```

```
Day 5's high temp: 37
```

```
Day 6's high temp: 46
```

```
Day 7's high temp: 53
```

```
Average temp = 44.6
```

```
4 days were above average.
```

```
Temperatures: [45, 44, 39, 48, 37, 46, 53]
```

```
Two coldest days: 37, 39
```

```
Two hottest days: 53, 48
```

# Weather answer 2

```
// Reads temperatures from the user, computes average and # days above average.
import java.util.*;

public class Weather2 {
    public static void main(String[] args) {
        ...
        int[] temps = new int[days];           // array to store days' temperatures
        ...   (same as Weather program)

        // report results
        System.out.printf("Average temp = %.1f\n", average);
        System.out.println(count + " days above average");

        System.out.println("Temperatures: " + Arrays.toString(temps));
        Arrays.sort(temps);
        System.out.println("Two coldest days: " + temps[0] + ", " + temps[1]);
        System.out.println("Two hottest days: " + temps[temps.length - 1] +
            ", " + temps[temps.length - 2]);
    }
}
```

# **Arrays as parameters**

# Swapping values

```
public static void main(String[] args) {  
    int a = 7;  
    int b = 35;  
  
    // swap a with b?  
    a = b;  
    b = a;  
  
    System.out.println(a + " " + b);  
}
```

– What is wrong with this code? What is its output?

- The red code should be replaced with:

```
int temp = a;  
a = b;  
b = temp;
```

# Array reversal question

- Write code that reverses the elements of an array.
  - For example, if the array initially stores:  
`[11, 42, -5, 27, 0, 89]`
  - Then after your reversal code, it should store:  
`[89, 0, 27, -5, 42, 11]`
    - The code should work for an array of any size.
    - Hint: think about swapping various elements...



# Algorithm idea

- Swap pairs of elements from the edges; work inwards:

<i>index</i>	0	1	2	3	4	5
<i>value</i>	89	0	27	-5	42	11
	↑	↑	↑	↑	↑	↑

# Flawed algorithm

- What's wrong with this code?

```
int[] numbers = [11, 42, -5, 27, 0, 89];  
// reverse the array  
for (int i = 0; i < numbers.length; i++) {  
    int temp = numbers[i];  
    numbers[i] = numbers[numbers.length - 1 - i];  
    numbers[numbers.length - 1 - i] = temp;  
}
```

- The loop goes too far and un-reverses the array! Fixed version:

```
for (int i = 0; i < numbers.length / 2; i++) {  
    int temp = numbers[i];  
    numbers[i] = numbers[numbers.length - 1 - i];  
    numbers[numbers.length - 1 - i] = temp;  
}
```

# Array reverse question 2

- Turn your array reversal code into a `reverse` method.
  - Accept the array of integers to reverse as a parameter.

```
int[] numbers = {11, 42, -5, 27, 0, 89};  
reverse (numbers) ;
```

- How do we write methods that accept arrays as parameters?
- Will we need to return the new array contents after reversal?
- ...

# Array parameter (declare)

```
public static type methodName(type[] name) {
```

- Example:

```
// Returns the average of the given array of numbers.
```

```
public static double average(int[] numbers) {  
    int sum = 0;  
    for (int i = 0; i < numbers.length; i++) {  
        sum += numbers[i];  
    }  
    return (double) sum / numbers.length;  
}
```

- You don't specify the array's length (but you can examine it).

# Array parameter (call)

**methodName** (**arrayName**) ;

- Example:

```
public class MyProgram {  
    public static void main(String[] args) {  
        // figure out the average TA IQ  
        int[] iq = {126, 84, 149, 167, 95};  
        double avg = average(iq) ;  
        System.out.println("Average IQ = " + avg);  
    }  
    ...  
}
```

– Notice that you don't write the [] when passing the array.

# Array return (declare)

```
public static type[] methodName (parameters) {
```

- Example:

```
// Returns a new array with two copies of each value.  
// Example: [1, 4, 0, 7] -> [1, 1, 4, 4, 0, 0, 7, 7]  
public static int[] stutter(int[] numbers) {  
    int[] result = new int[2 * numbers.length];  
    for (int i = 0; i < numbers.length; i++) {  
        result[2 * i] = numbers[i];  
        result[2 * i + 1] = numbers[i];  
    }  
    return result;  
}
```

# Array return (call)

**type [] name = methodName (parameters) ;**

- Example:

```
public class MyProgram {  
    public static void main(String[] args) {  
        int[] iq = {126, 84, 149, 167, 95};  
        int[] stuttered = stutter(iq);  
        System.out.println(Arrays.toString(stuttered));  
    }  
    ...  
}
```

- Output:

[126, 126, 84, 84, 149, 149, 167, 167, 95, 95]

# Reference semantics



# A swap method?

- Does the following `swap` method work? Why or why not?

```
public static void main(String[] args) {  
    int a = 7;  
    int b = 35;  
  
    // swap a with b?  
    swap(a, b);  
  
    System.out.println(a + " " + b);  
}
```

```
public static void swap(int a, int b) {  
    int temp = a;  
    a = b;  
    b = temp;  
}
```

# Value semantics

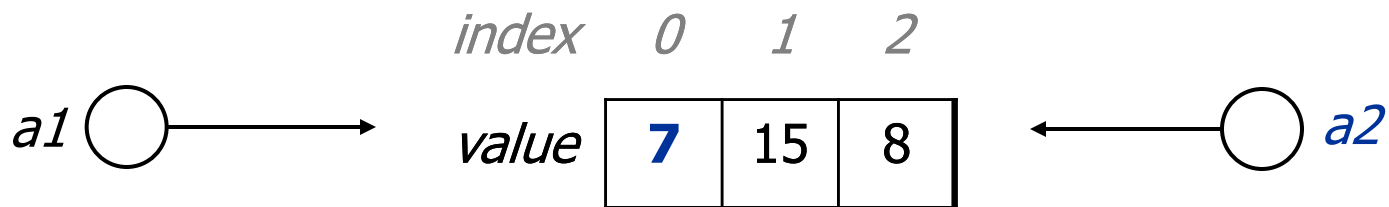
- **value semantics:** Behavior where values are copied when assigned, passed as parameters, or returned.
  - All primitive types in Java use value semantics.
  - When one variable is assigned to another, its value is copied.
  - Modifying the value of one variable does not affect others.

```
int x = 5;  
int y = x;           // x = 5, y = 5  
y = 17;              // x = 5, y = 17  
x = 8;               // x = 8, y = 17
```

# Reference semantics (objects)

- **reference semantics:** Behavior where variables actually store the address of an object in memory.
  - When one variable is assigned to another, the object is *not* copied; both variables refer to the *same object*.
  - Modifying the value of one variable *will* affect others.

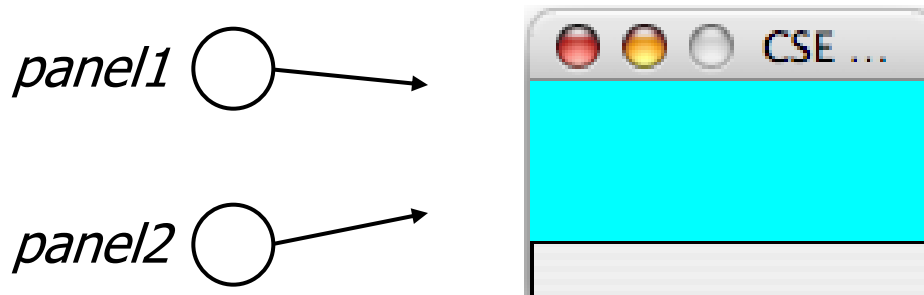
```
int[] a1 = {4, 15, 8};  
int[] a2 = a1;           // refer to same array as a1  
a2[0] = 7;  
System.out.println(Arrays.toString(a1)); // [7, 15, 8]
```



# References and objects

- Arrays and objects use reference semantics. Why?
  - *efficiency*. Copying large objects slows down a program.
  - *sharing*. It's useful to share an object's data among methods.

```
DrawingPanel panel1 = new DrawingPanel(80, 50);  
DrawingPanel panel2 = panel1; // same window  
panel2.setBackground(Color.CYAN);
```

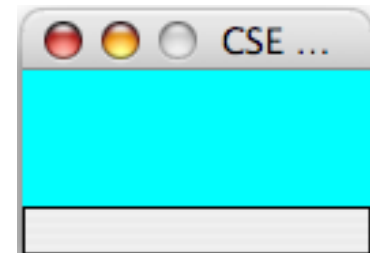
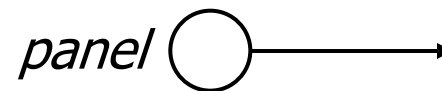
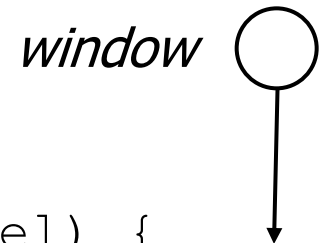


# Objects as parameters

- When an object is passed as a parameter, the object is *not* copied. The parameter refers to the same object.
  - If the parameter is modified, it *will* affect the original object.

```
public static void main(String[] args) {  
    DrawingPanel window = new DrawingPanel(80, 50);  
    window.setBackground(Color.YELLOW);  
    example(window);  
}
```

```
public static void example(DrawingPanel panel) {  
    panel.setBackground(Color.CYAN);  
    ...  
}
```



# Arrays pass by reference

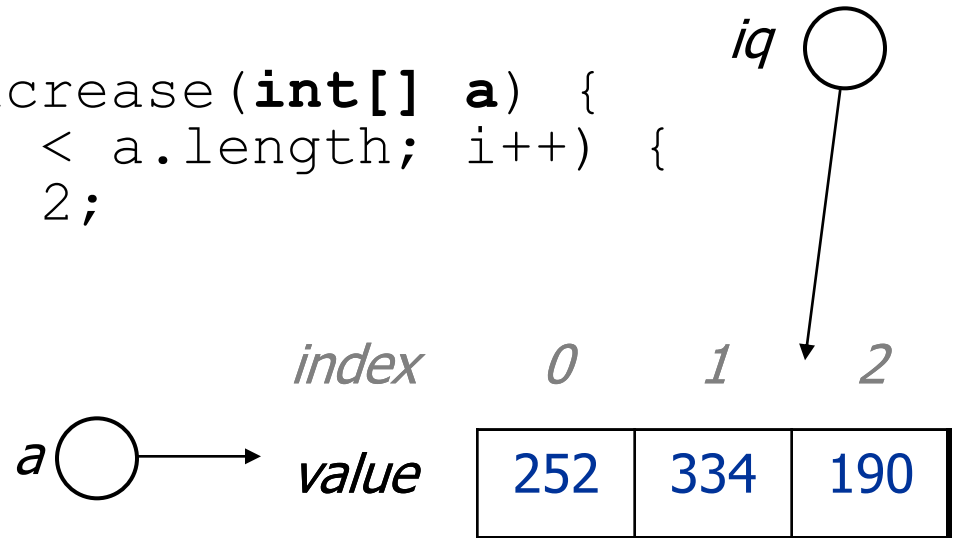
- Arrays are passed as parameters by *reference*.
  - Changes made in the method are also seen by the caller.

```
public static void main(String[] args) {  
    int[] iq = {126, 167, 95};  
    increase(iq);  
    System.out.println(Arrays.toString(iq));  
}
```

```
public static void increase(int[] a) {  
    for (int i = 0; i < a.length; i++) {  
        a[i] = a[i] * 2;  
    }  
}
```

– Output:

[252, 334, 190]



# Array reverse question 2

- Turn your array reversal code into a `reverse` method.
  - Accept the array of integers to reverse as a parameter.

```
int[] numbers = {11, 42, -5, 27, 0, 89};  
reverse (numbers) ;
```

- Solution:

```
public static void reverse(int[] numbers) {  
    for (int i = 0; i < numbers.length / 2; i++) {  
        int temp = numbers[i];  
        numbers[i] = numbers[numbers.length - 1 - i];  
        numbers[numbers.length - 1 - i] = temp;  
    }  
}
```

# Array parameter questions

- Write a method `swap` that accepts an arrays of integers and two indexes and swaps the elements at those indexes.

```
int[] a1 = {12, 34, 56};  
swap(a1, 1, 2);  
System.out.println(Arrays.toString(a1)); // [12, 56, 34]
```

- Write a method `swapAll` that accepts two arrays of integers as parameters and swaps their entire contents.
  - Assume that the two arrays are the same length.

```
int[] a1 = {12, 34, 56};  
int[] a2 = {20, 50, 80};  
swapAll(a1, a2);  
System.out.println(Arrays.toString(a1)); // [20, 50, 80]  
System.out.println(Arrays.toString(a2)); // [12, 34, 56]
```



# Array parameter answers

**// Swaps the values at the given two indexes.**

```
public static void swap(int[] a, int i, int j) {  
    int temp = a[i];  
    a[i] = a[j];  
    a[j] = temp;  
}
```

**// Swaps the entire contents of a1 with those of a2.**

```
public static void swapAll(int[] a1, int[] a2) {  
    for (int i = 0; i < a1.length; i++) {  
        int temp = a1[i];  
        a1[i] = a2[i];  
        a2[i] = temp;  
    }  
}
```

# Array return question

- Write a method `merge` that accepts two arrays of integers and returns a new array containing all elements of the first array followed by all elements of the second.

```
int[] a1 = {12, 34, 56};  
int[] a2 = {7, 8, 9, 10};  
  
int[] a3 = merge(a1, a2);  
System.out.println(Arrays.toString(a3));  
// [12, 34, 56, 7, 8, 9, 10]
```

- Write a method `merge3` that merges 3 arrays similarly.

```
int[] a1 = {12, 34, 56};  
int[] a2 = {7, 8, 9, 10};  
int[] a3 = {444, 222, -1};  
  
int[] a4 = merge3(a1, a2, a3);  
System.out.println(Arrays.toString(a4));  
// [12, 34, 56, 7, 8, 9, 10, 444, 222, -1]
```

# Array return answer 1

```
// Returns a new array containing all elements of a1
// followed by all elements of a2.
public static int[] merge(int[] a1, int[] a2) {
    int[] result = new int[a1.length + a2.length];

    for (int i = 0; i < a1.length; i++) {
        result[i] = a1[i];
    }
    for (int i = 0; i < a2.length; i++) {
        result[a1.length + i] = a2[i];
    }

    return result;
}
```

# Array return answer 2

**// Returns a new array containing all elements of a1,a2,a3.**

```
public static int[] merge3(int[] a1, int[] a2, int[] a3) {  
    int[] a4 = new int[a1.length + a2.length + a3.length];  
    for (int i = 0; i < a1.length; i++) {  
        a4[i] = a1[i];  
    }  
    for (int i = 0; i < a2.length; i++) {  
        a4[a1.length + i] = a2[i];  
    }  
    for (int i = 0; i < a3.length; i++) {  
        a4[a1.length + a2.length + i] = a3[i];  
    }  
    return a4;  
}
```

**// Shorter version that calls merge.**

```
public static int[] merge3(int[] a1, int[] a2, int[] a3) {  
    return merge(merge(a1, a2), a3);  
}
```

# **Arrays for tallying**

# A multi-counter problem

- Problem: Write a method `mostFrequentDigit` that returns the digit value that occurs most frequently in a number.

– Example: The number 669260267 contains:  
one 0, two 2s, four 6es, one 7, and one 9.

`mostFrequentDigit(669260267)` returns 6.

– If there is a tie, return the digit with the lower value.

`mostFrequentDigit(57135203)` returns 3.

# A multi-counter problem

- We could declare 10 counter variables ...

```
int counter0, counter1, counter2, counter3, counter4,  
    counter5, counter6, counter7, counter8, counter9;
```

- But a better solution is to use an array of size 10.
  - The element at index  $i$  will store the counter for digit value  $i$ .
  - Example for 669260267:

<i>index</i>	<i>0</i>	<i>1</i>	<i>2</i>	<i>3</i>	<i>4</i>	<i>5</i>	<i>6</i>	<i>7</i>	<i>8</i>	<i>9</i>
<i>value</i>	1	0	2	0	0	0	4	1	0	0

- How do we build such an array? And how does it help?

# Creating an array of tallies

```
// assume n = 669260267
int[] counts = new int[10];
while (n > 0) {
    // pluck off a digit and add to proper counter
    int digit = n % 10;
    counts[digit]++;
    n = n / 10;
}
```

<i>index</i>	0	1	2	3	4	5	6	7	8	9
<i>value</i>	1	0	2	0	0	0	4	1	0	0



# Tally solution

```
// Returns the digit value that occurs most frequently in n.  
// Breaks ties by choosing the smaller value.  
public static int mostFrequentDigit(int n) {  
    int[] counts = new int[10];  
    while (n > 0) {  
        int digit = n % 10; // pluck off a digit and tally it  
        counts[digit]++;  
        n = n / 10;  
    }  
  
    // find the most frequently occurring digit  
    int bestIndex = 0;  
    for (int i = 1; i < counts.length; i++) {  
        if (counts[i] > counts[bestIndex]) {  
            bestIndex = i;  
        }  
    }  
  
    return bestIndex;  
}
```

# Array histogram question

- Given a file of integer exam scores, such as:

82

66

79

63

83

Write a program that will print a histogram of stars indicating the number of students who earned each unique exam score.

85: \*\*\*\*\*

86: \*\*\*\*\*

87: \*\*\*

88: \*

91: \*\*\*\*

# Array histogram answer

```
// Reads a file of test scores and shows a histogram of score distribution.
import java.io.*;
import java.util.*;

public class Histogram {
    public static void main(String[] args) throws FileNotFoundException {
        Scanner input = new Scanner(new File("midterm.txt"));
        int[] counts = new int[101];           // counters of test scores 0 - 100

        while (input.hasNextInt()) {         // read file into counts array
            int score = input.nextInt();
            counts[score]++;               // if score is 87, then counts[87]++
        }

        for (int i = 0; i < counts.length; i++) { // print star histogram
            if (counts[i] > 0) {
                System.out.print(i + ": ");
                for (int j = 0; j < counts[i]; j++) {
                    System.out.print("*");
                }
                System.out.println();
            }
        }
    }
}
```

# Section attendance question

- Read a file of section attendance (*see next slide*):

```
yyynyynayayynyyyayanyyyaynayyayyanayyyanyayna  
ayyanyyyyayanaayyanayyyananayayaynyayayynynya  
yyayaynyyayyanynnyyyayyanayaynannnyyayyayayny
```

- And produce the following output:

```
Section 1  
Student points: [20, 17, 19, 16, 13]  
Student grades: [100.0, 85.0, 95.0, 80.0, 65.0]  
  
Section 2  
Student points: [17, 20, 16, 16, 10]  
Student grades: [85.0, 100.0, 80.0, 80.0, 50.0]  
  
Section 3  
Student points: [17, 18, 17, 20, 16]  
Student grades: [85.0, 90.0, 85.0, 100.0, 80.0]
```

- Students earn 3 points for each section attended up to 20.

# Section input file

<b>student</b>	12345	12345	12345	12345	12345	12345	12345	12345	12345	12345																																				
<b>week</b>	1	2	3	4	5	6	7	8	9																																					
<b>section 1</b>	y	y	n	y	y	n	a	y	a	y	y	n	y	y	a	y	a	n	y	y	a	y	n	a	y	y	a	y	n	a	y	y	a	n	a	y	y	y	a	n	y	a	y	n	a	
<b>section 2</b>	a	y	y	a	n	y	y	y	y	a	y	a	n	a	a	y	y	a	n	a	y	y	y	a	n	a	n	a	y	a	y	a	y	n	y	a	y	a	y	n	y	n	y	a		
<b>section 3</b>	y	y	a	y	a	y	n	y	y	a	y	y	a	n	y	n	n	y	y	y	a	y	y	a	n	a	y	a	y	n	a	n	n	n	y	y	a	y	y	a	y	a	y	n	y	

- Each line represents a section.
- A line consists of 9 weeks' worth of data.
  - Each week has 5 characters because there are 5 students.
- Within each week, each character represents one student.
  - a means the student was absent (+0 points)
  - n means they attended but didn't do the problems (+2 points)
  - y means they attended and did the problems (+3 points)

# Section attendance answer

```
import java.io.*;
import java.util.*;

public class Sections {
    public static void main(String[] args) throws FileNotFoundException {
        Scanner input = new Scanner(new File("sections.txt"));
        int section = 1;
        while (input.hasNextLine()) {
            String line = input.nextLine();           // process one section
            int[] points = new int[5];
            for (int i = 0; i < line.length(); i++) {
                int student = i % 5;
                int earned = 0;
                if (line.charAt(i) == 'y') {         // c == 'y' or 'n' or 'a'
                    earned = 3;
                } else if (line.charAt(i) == 'n') {
                    earned = 2;
                }
                points[student] = Math.min(20, points[student] + earned);
            }

            double[] grades = new double[5];
            for (int i = 0; i < points.length; i++) {
                grades[i] = 100.0 * points[i] / 20.0;
            }

            System.out.println("Section " + section);
            System.out.println("Student points: " + Arrays.toString(points));
            System.out.println("Student grades: " + Arrays.toString(grades));
            System.out.println();
            section++;
        }
    }
}
```

# Data transformations

- In many problems we transform data between forms.
  - Example: digits  $\rightarrow$  count of each digit  $\rightarrow$  most frequent digit
  - Often each transformation is computed/stored as an array.
  - For structure, a transformation is often put in its own method.
- Sometimes we map between data and array indexes.
  - by position (store the  $i^{\text{th}}$  value we read at index  $i$ )
  - tally (if input value is  $i$ , store it at array index  $i$ )
  - explicit mapping (count 'J' at index 0, count 'X' at index 1)
- *Exercise:* Modify our Sections program to use static methods that use arrays as parameters and returns.

# Array param/return answer

```
// This program reads a file representing which students attended
// which discussion sections and produces output of the students'
// section attendance and scores.

import java.io.*;
import java.util.*;

public class Sections2 {
    public static void main(String[] args) throws FileNotFoundException {
        Scanner input = new Scanner(new File("sections.txt"));
        int section = 1;
        while (input.hasNextLine()) {
            // process one section
            String line = input.nextLine();
            int[] points = countPoints(line);
            double[] grades = computeGrades(points);
            results(section, points, grades);
            section++;
        }
    }

    // Produces all output about a particular section.
    public static void results(int section, int[] points, double[] grades) {
        System.out.println("Section " + section);
        System.out.println("Student scores: " + Arrays.toString(points));
        System.out.println("Student grades: " + Arrays.toString(grades));
        System.out.println();
    }
}

...
```



# Array param/return answer

...

**// Computes the points earned for each student for a particular section.**

```
public static int[] countPoints(String line) {
    int[] points = new int[5];
    for (int i = 0; i < line.length(); i++) {
        int student = i % 5;
        int earned = 0;
        if (line.charAt(i) == 'y') {           // c == 'y' or c == 'n'
            earned = 3;
        } else if (line.charAt(i) == 'n') {
            earned = 2;
        }
        points[student] = Math.min(20, points[student] + earned);
    }
    return points;
}
```

**// Computes the percentage for each student for a particular section.**

```
public static double[] computeGrades(int[] points) {
    double[] grades = new double[5];
    for (int i = 0; i < points.length; i++) {
        grades[i] = 100.0 * points[i] / 20.0;
    }
    return grades;
}
```

}