

# WELCOME TO HILL LEARNING ACADEMY

---

2016-17



# Staff

- Mr. Constance, Principal
- Mrs. Perez, Dean of Students
- Mrs. Tanner, Counselor
- Mrs. Wolfe, Counselor
- Mrs. Hanna, Admin Assistant
- Ms. Ruiz, Registrar

- Teachers:

Mrs. Porras, English

Mrs. Robertson, English

Mr. Castillo, Social Studies

Mrs. McKay, Math

Mr. Ferrell, Science

Mr. Hartley, English

Mr. Raj, Social Studies

Mrs. Abner, Math

Mrs. Yancey, Math

Mrs. Durham, IEP Case Manager

# CUSD CULTURE

---

*Chandler Unified School District is dedicated to providing our students with the opportunity to receive a quality education. We will focus on creating a safe and drug-free environment as we provide students with the knowledge, skills and attitudes necessary to be lifelong learners and responsible citizens.*

# Student Responsibilities

1. *Respect the rights of others* Students have a right to an education without interference from others.
2. *School attendance* Students have a responsibility to attend school daily and to be on time.
3. *Complete work assignments* Students are responsible for completing all class work and homework on time. It is the student's responsibility to get homework or make-up work for absences.
4. *Prepared for class* Students have a responsibility to bring to class any necessary books and materials that may be required to actively participate in class assignments and/or activities.
5. *Respect public property* Students have a responsibility to respect and to protect all school property, materials and equipment.
6. *Show respect* Students have a responsibility to demonstrate respect for other students, faculty, staff, community members and themselves.
7. *Obey school rules* Students have a responsibility to know and obey rules and regulations in order to provide a safe and positive learning environment.
8. *Cooperate with school staff* Students have a responsibility to maintain a safe, orderly environment, and have an obligation to cooperate with school staff, authorities and peers.

# Ken “CHIEF” HILL Learning Academy

## VISION

- To empower students to reach their full potential, equipping them with skills essential for success.

## MISSION

- Hill Learning Academy enriches the community through an accountable, respectful, safe environment that ignites within students a desire to learn, instills honesty and responsibility, and develops compassionate citizens while providing tools vital for academic, vocational, and social success.

# Attendance

The Hill Learning Academy Attendance Policy shall be as follows:

Call (480) 812-7153 before 9:00 a.m. the day of your child's absence. All absences must be excused within 24 hours. Please provide the following information:

Attendance is taken each period. If students are truant to any or all classes during a particular day, they will be reported to administration, and a call may be made to parents/guardians.

It is a student's responsibility to arrange for all make-up work following an excused absence.

Any student who is absent 10 consecutive school days will be dropped per district policy unless there are extenuating circumstances.

# Attendance

In order to be successful in a credit recovery program, students must be in attendance. On average, we have 45 days each school quarter. Student success is directly related to the amount of time they spend in the classroom.

If your student misses 10 class periods, excused or unexcused, they can be dropped from the class and receive an “F” on their transcript. Students will be notified by the classroom teacher when they reach 5, 7, 9, and 10 absences. Parents will be notified at 5, 9, and 10. We will also utilize our attendance department to notify when students have missed classes.

## **Tardies**

Tardies are only excused when there is an unusual emergency and the school is notified by the parent/guardian.

# A+

## ANYWHERE LEARNING SYSTEM

Students must pass ALL assignments with at least a 60% in all areas in order to receive credit. A signed syllabus must be returned, all notes must be completed, and all essays must be completed prior to the final exam being assigned to the student. Only the grading teacher can assign the final exam for the student.

---

If a student finishes an A+LS class ahead of schedule, and has an additional A+LS class added to their assignment list, they must begin and complete the class within the time frame given.

All A+LS classes will be evaluated/updated every 2 weeks. A current grade for the class will be sent home at that time (bi-weekly).

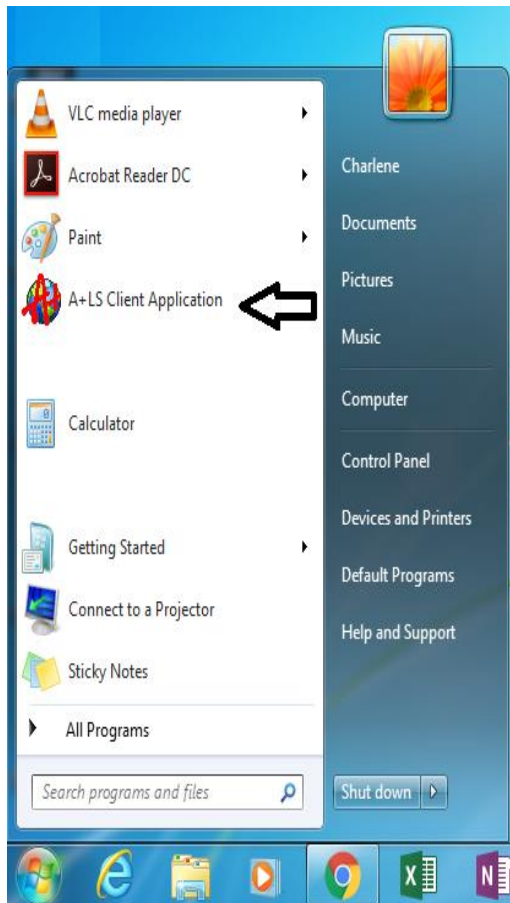


# A+

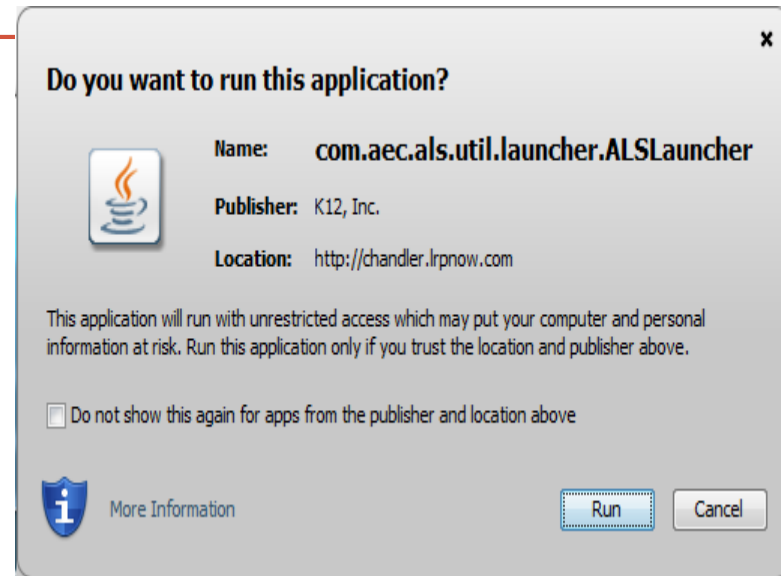
## ANYWHERE LEARNING SYSTEM

### Logging in

Begin by clicking on the A+LS icon located in the “All Programs” area of your desktop.



The first dialog box the show after clicking the A+LS icon will be the prompt to open Java. Click on the “Run” button



# A+

## ANYWHERE LEARNING SYSTEM



Welcome to A+LS™

Log-on Name

Password

Log On

Enter the A+LS  
login and  
password that  
was given to  
you during  
enrollment.

See your  
instructor if  
you do not  
know your  
login and/or  
password.

You will then be  
prompted to  
select a class.

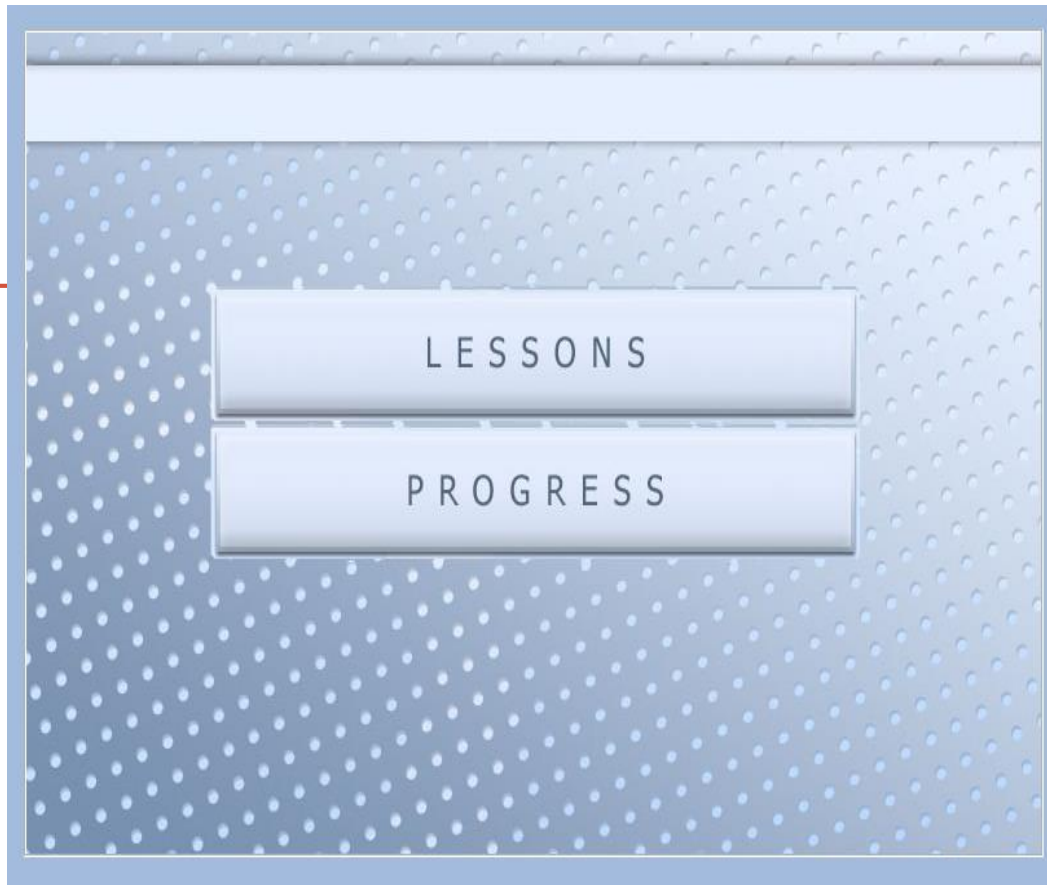
Select a Class

- Q1 Math 2016-17
- Q1 Science 2016-17
- Q1 Social Studies 2016-17

# A+

## ANYWHERE LEARNING SYSTEM

Logging in



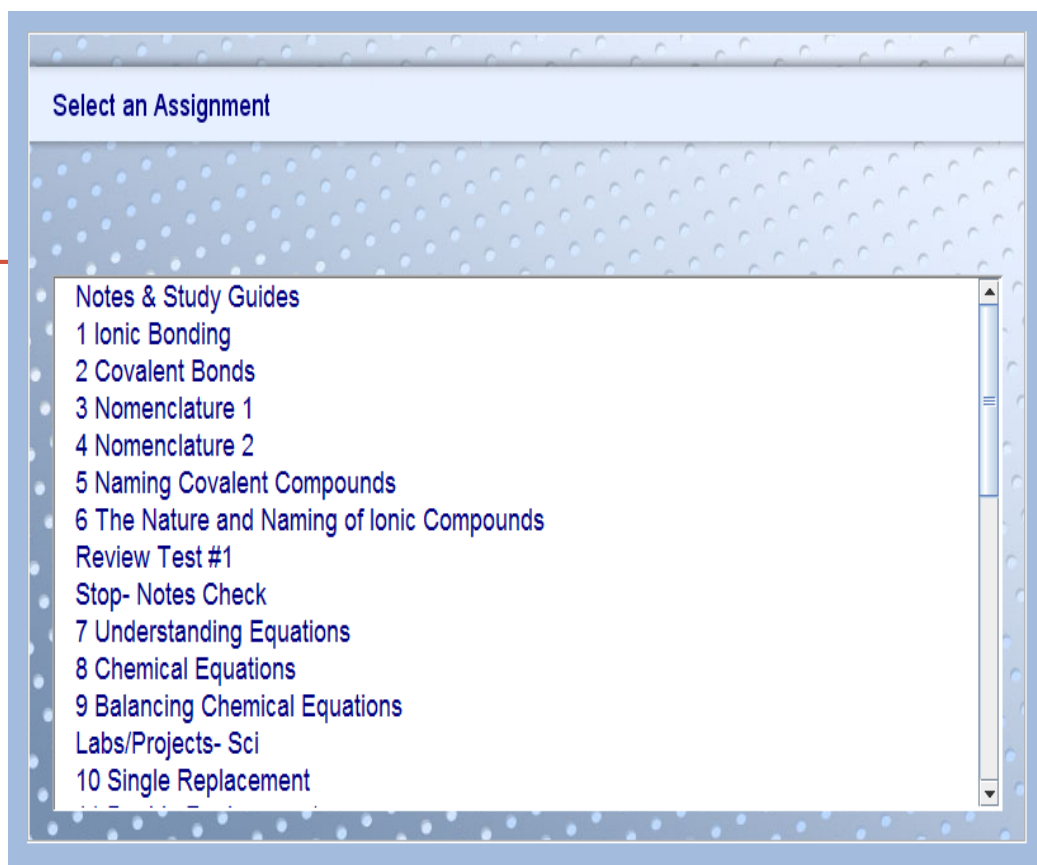
Click on “Lessons” to access your assignment list for this class.

# A+

## ANYWHERE LEARNING SYSTEM

### Selecting an Assignment

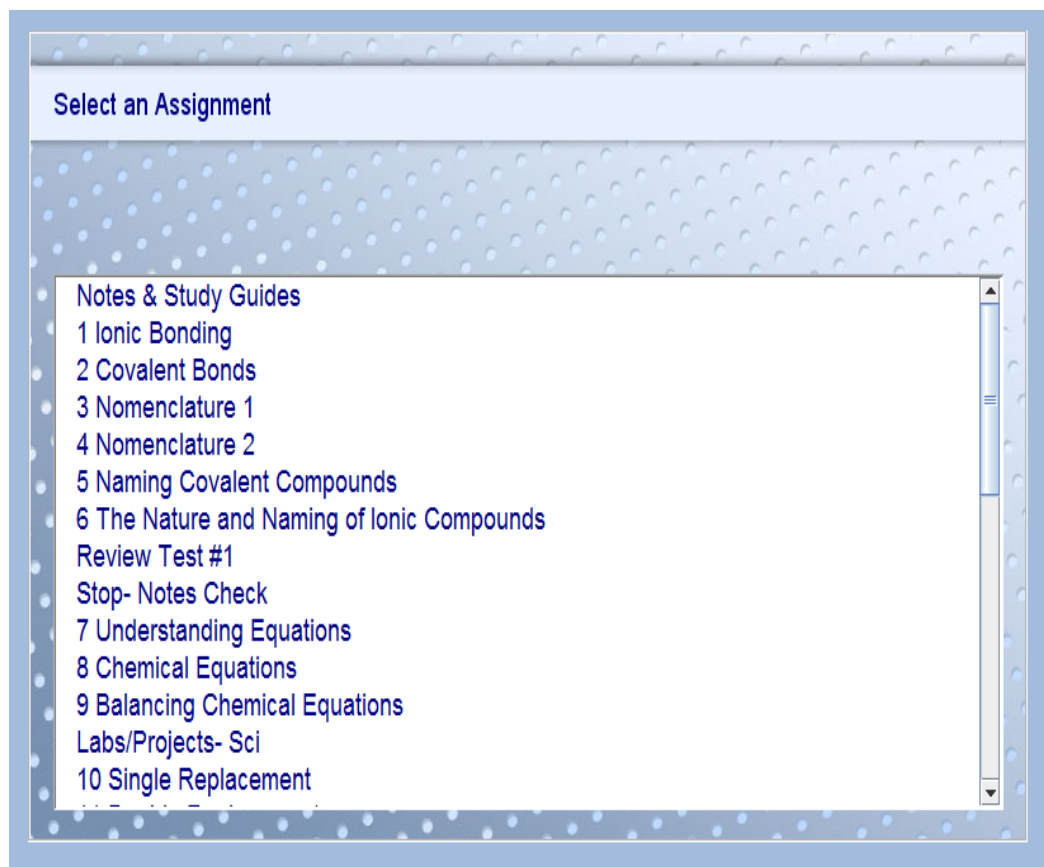
Before beginning assignments, you must first click on the “Notes & Study Guides” section and enter your name in the space provided. This indicates that you understand the requirement to complete all notes and study materials supplied or assigned by the instructor in addition to the electronic material in A+LS.



# A+

## ANYWHERE LEARNING SYSTEM

### Selecting an Assignment



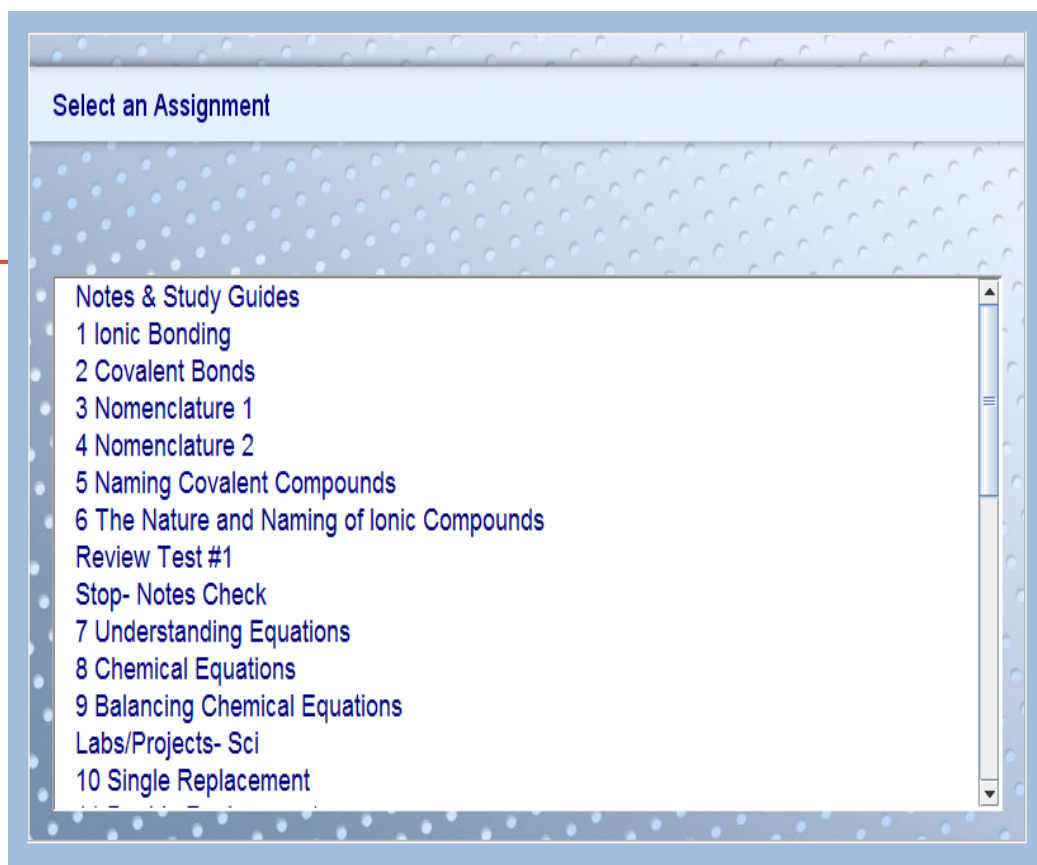
All practice tests must be completed along with Mastery tests. Practice test scores will affect your overall grade. If you do not score high enough to automatically move on to the next assignment, your instructor may require additional review of the material. It is the instructors discretion to move you on to the next section or continue working to become more proficient in the current lesson.

# A+

## ANYWHERE LEARNING SYSTEM

### Selecting an Assignment

See your instructor at “Stop – Notes Check”. At this point the instructor will review your notes or additional materials for completion and accuracy. Essays completed in A+LS will be graded by the instructor and feedback will be supplied to you through A+LS. You may see your instructor to further explain details of particular essays or assignments.



# Goal of a lockdown

- To make sure everyone is safe and we know where you are.
- That's why, we need you to stay in your room, safely, with the door locked.
- You need to sit in a safe corner and be quiet. Talking is not allowed.

**FOLLOW THE RULES**

# Student Conduct & Consequences

- Cheating & Plagiarism
- Bullying & Harassment
- Smoking & Controlled Substances
- Dress Code Standards



Hill Learning Academy has the goal of developing young adults that are civil, polite, and respectful with the ability to develop good academic habits. These goals help to foster a responsible citizen that will be prepared to handle real-life experiences outside of Hill Academy. Student conduct and behavior are essential to help advance these goals.



As a student, you will conduct yourself in a professional manner as if you were at a job site. Your education at Hill is your Job. To succeed at Hill Learning Academy you will conduct yourself in the following manner:

# What is...

- **CHEATING**-The unauthorized use of materials to enhance performance on educational assessments of any kind. This includes tests, quizzes, and homework.
- **PLAGIARISM**-The unauthorized use or copying of written materials without proper citations, or the passing of another individual's written materials as your own.

# TYPES OF CHEATING

- Use of technology to search for answers on assignments
- Theft or alteration of another's materials
- Theft of keys to tests or study guides
- Cheating on tests
- Collaboration without authority
- Fabrication or falsifying of data, citations, or authorities,
- Plagiarism of any kind

# CONSEQUENCES

- Students found guilty of cheating and/or plagiarism will be dealt with severely. Students found on any unauthorized internet website at any time in the classroom may be dropped from the class resulting in an “F” on their transcript. Additionally, the guilty party may be expelled.
- Make-up tests or assignments will not be offered if this occurs.

# Definition of Bullying

Systematic and chronic infliction of emotional or physical hurt to a student or teacher;

---

Creates an intimidating, hostile, or offensive educational environment;

Causes discomfort or humiliation



# Examples of Bullying Behaviors

## Direct Bullying:

Physical violence (Hitting, kicking, shoving, spitting...)

Taunting, teasing, racial slurs, put-downs, name –calling

Threatening, obscene gestures

Stealing money and/or possessions

---

## Indirect Bullying:

Getting another person to bully for you

Spreading rumors

Cyber-bullying

# Definition of Harassment

Any threatening, insulting or dehumanizing gesture, use of data or computer software, or written, verbal, or physical conduct directed against a student or school employee that:

- 
- Places a student or school employee in reasonable fear of harm to his/her person or damage to his/her property.
  - Has the effect of substantially interfering with a student's educational performance, opportunities, or benefit; or
  - Has the effect of substantially disrupting the orderly operation of a school.

# EXAMPLES OF HARASSMENT

Unwanted or unwelcome behavior that demeans or threatens the victim resulting in a hostile environment, harassment is based on:

Race, color, or national origin (Title VI of Civil Rights Act, 1964)

Sex (Title IX, Education Amendments, 1972)

---

Regardless of the sex of the offender (applies to same sex);  
prohibition of gender-based harassment based on sex or sex-stereotyping

Disability (section 504, Rehabilitation Act, 1973 Title II,  
ADA, 1990)

Other legally protected status such as: religion, religious practices actual or perceived sexual orientation, gender or weight.



# What to Do When You Witness or Experience Bullying/ Harassment

## TELL SOMEONE!!!

Talk to a trusted Teacher, Counselor, or Administrator as soon as possible whether you are a victim or a witness. Your reports can be kept anonymous if you prefer. Hill Learning Academy is a SAFE place for ALL students, and we want you and everyone to feel SAFE, CARED ABOUT, AND PROTECTED HERE.

# Consequences for Violating the Bullying/ Harassment Policies

In-school suspension

---

Off-campus suspension

LTS from the school

Expulsion from Chandler Unified School District



# Examples of Banned Substances

- The use and possession of tobacco or controlled substances, along with the sale/distribution of drugs on school property or at school events is prohibited.
- “Tobacco” is defined as:
  - Cigarettes/Cigars
  - Oral Tobacco
  - "Vape" machines, electronic cigarettes, and/or any type of vapor inhalant used for tobacco, marijuana, etc.

# Examples Contd.

- "Drugs" are defined as:
  - All controlled substances prohibited by law
  - Any mood altering "drug" yet to be regulated
  - Alcoholic beverages
  - Prescription medications
  - "Over-the-counter-medications"
    - Exceptions: authorization by school administration

# CONSEQUENCES

- A student that uses or possesses any form of tobacco, alcohol, or a controlled substance, i.e. marijuana etc., will be subject to disciplinary action by Hill Academy Administration, and also subject to prosecution in accordance with all relevant provisions of state and federal law.

# DRESS CODE PURPOSE



---

Demonstrate respect

Practice adult expectations

Safety



# HIGH SCHOOL



## Appropriate Clothing

Tee shirts (no profanity, no offensive images or slogans, no sexual/drug/alcohol references)

Shoulder-width sleeves (boys and girls)

Finger-tip length skirts/shorts

Collared shirts, jackets, sweaters

Shoes, sandals (no bare feet)



# HILL LEARNING ACADEMY

## Inappropriate Clothing



Spaghetti straps or see-through clothing

---

Spandex not covered

Exposed back, midriff (belly button), cleavage or buttocks



Exposed underwear (straps or sagging)

Slippers or pajama pants






# HILL LEARNING ACADEMY

## Dress Code Examples

All examples apply to both male and female students



## Dress Code Do NOTs:

All examples apply to both male and female students



# JUNIOR HIGH



## Appropriate Clothing

Solid black or white polo shirt. Black or white t-shirt/cami may be worn under.

---

Boys: black or khaki shorts or pants. Must be belted at the waist.

Girls: black or khaki shorts, pants, or skirts. Skirts and shorts must be finger-tip length or longer.

Socks and jackets must be solid black or white. No logos or insignia allowed.

Monitoring devices must be covered



# HILL LEARNING ACADEMY

## Inappropriate Clothing



No slippers or pajama pants

---

No jeans, leggings, yoga pants, or spandex

No body piercings (except ears)

No exposed back, midriff (belly button), cleavage or buttocks

No hoods, hats, or sunglasses

No backpacks in the building



# HILL LEARNING ACADEMY



**NO  
BACKPACKS**  
*Sorry for the inconvenience.*



# HILL LEARNING ACADEMY


## Consequences of Violating Dress Code Policy

Teacher ask you to fix it (remove hat, take off jacket, etc.)

Student sent to office to change into appropriate clothing

Refusal to comply will result in suspension

## Use Courteous Language at All Times.....



## Refrain from Using Public Display of Affection.....







Be in your seat when class begins....



Do not disturb others or interrupt the learning process.....



Treat all adults and peers with dignity and respect at all times...



Attend School on a regular basis. Your success depends on it.





Adhere to all rules within both district and site policy handbooks.





Everything you do in life will have rules and regulations. Learn to play by the rules and what is expected of you and you will be successful

**THE GAME OF LIFE IS  
NOT SO MUCH IN  
HOLDING A GOOD  
HAND AS PLAYING  
A POOR HAND WELL.**

# Negative Behaviors and Conducts that are not tolerated



THERE IS NO EXCUSE FOR COMPUTER MISUSE



Bullying

dailymotion



# Electronics on campus

- Personal cell-phone usage – without permission of the teacher – is not allowed.
- Examples of what is not allowed:
  - Texting another person
  - Calling someone
  - Music
  - Snap chats, Facebook, Instagram
  - Games
  - Pokemon Go

# Using the Internet without permission

- If you are found on an Internet site – without permission – you will be dropped from your class and earn an F on your transcript.
- Here's why: Students have cheated in the past.

# Electronics and music

- We follow the “set it and forget it” policy. That means set it to the music you want to hear and leave it.
- If you are not doing your work, your device will be confiscated and sent to the front office.
  - 1<sup>st</sup> offense: Your phone or electronic device will be given back to you at the end of day.
  - 2<sup>nd</sup> offense: Your phone or electronic device must be picked up by your parent and will not be returned to you.

# Student Confinement

- Confinement is defined as leaving a student alone in an enclosed space.
- CUSD has chosen not to utilize the practice of confinement for disciplinary purposes.
- ARS 15-843(B)(9)(b) allows an exemption to obtaining prior written consent when the school principal or teacher determines that the student poses imminent physical harm to self or other in an unanticipated situation.
- At your enrollment meeting, you signed acknowledgment of parental notification and consent.

## BEHAVIOR AND DISCIPLINE GUIDELINES

<u>OFFENSES</u>	<u>CONSEQUENCES</u>
<p><b>**Please note that not all offenses are listed and the consequences are not limited to only the offenses listed. All offenses are subject to district discipline procedure.</b></p>	
<u>Minor Offenses</u>	<u>Minor Offenses Consequences</u>
<p>Unprepared for School (writing utensil, folders, etc)            Cell phone &amp; Electronic Use Without Permission            Disruption of the Learning Environment            Insubordination/Defiance/Disrespect            Inappropriate Language            Making false statements            Leaving classroom without permission</p> <p>*Cheating/Plagiarism</p>	<p>1<sup>st</sup> Phone call home            2<sup>nd</sup> Offense- Report + Call Home + ISS for the period (lunch/break)            3<sup>rd</sup> Offense – Report + Call Home + ISS for ½ day (lunch/break)            4<sup>th</sup> Offense – Report + Call Home + ISS for full day (lunch/break)            5<sup>th</sup> Offense – Begin Major Offenses (A) Consequences</p> <p>* See teacher syllabus</p>
<u>Major Offenses</u>	<u>Major Offenses Consequences</u>
<p>Profanity            Hate speech &amp; derogatory remarks (e.g. sexual orientation, religion, race)                (directed at another person)            Leaving campus without permission            Threatening/Intimidating – one way interaction            Verbal Altercation – two way interaction            Play fighting            ISS violations  <b>**These offenses may result in increase of step depending on severity.</b></p>	<p>1st time -- report + call home + 1 day OCS            2nd time -- report + call home + 3 days OCS            3rd time -- report + parent meeting + 5 days OCS            4th time -- report + parent meeting + 7 days OCS            5th time -- report + parent meeting + 9 days OCS</p>
<u>Other Offences</u>	<u>Additional Offenses Consequences</u>
<p>Teacher Harassment/Abuse</p>	<p>Report + parent meeting + 9 days OCS</p>