

Monday, August 5, 2019

➤ Complete the warm-up.



Warm-Up: Answer the following in 2-3 COMPLETE sentences.

In Delicate Tension, by Wassily Kandinsky, we see many shapes and line. List and define the 2 kinds of shape. Which one does this work have?

Today, we will:

Work on line project

SB #2: Walk a Mile, DUE 8/7 or 8/8

1. Select a shoe template.
2. Design your shoe to reflect YOU—include favorite places, things you do/have done, etc.
3. Use color.
4. Include 3-5 complete sentences explaining the imagery on your shoe.



Tuesday, August 6, 2019

- Collect note sheet from front table.
- Complete warm-up.

Warm-Up: Answer the following in 2-3 COMPLETE sentences.

This is a sculpture by Zemer Peled. What are the two types of texture? Which one does this work have?



Today, we will:

1. Introduce sculpture
2. Design and begin our relief sculpture

SB #1: Walk a Mile, DUE 8/7 or 8/8


1. Select a shoe template.
2. Design your shoe to reflect YOU—include favorite places, things you do/have done, etc.
3. Use color.
4. Include 3-5 complete sentences explaining the imagery on your shoe.



Wednesday, August 7, 2019

- Turn in sketchbook to crate on the front table.

Can you solve these visual puns?



Today, we will:

Work on relief sculpture
Work on line project

SB #3 and SB#4: DUE 8/14

1. Design a **Fantasy Landscape** on earth, in space or on some other world.
2. Consider: What type of plants, flowers, etc. would you see? What does the typography look like? Of what are things made? Can you see other worlds from the planet you are on? Are there buildings? What is gravity like in the land you are drawing?




FREE SKETCH

1. Your choice of drawing
2. It must be school appropriate
3. Free sketches must meet all criteria:
 - Is labeled with SB# and date
 - Fills the page
 - Is shaded/colored
 - Effort

Thursday, August 8, 2019

➤ Turn in sketchbook to crate on the front table.

Can you solve these visual puns?



Today, we will:

Work on relief sculpture
Work on line project

SB #3 and SB#4: DUE 8/15

1. Design a **Fantasy Landscape** on earth, in space or on some other world.
2. Consider: What type of plants, flowers, etc. would you see? What does the typography look like? Of what are things made? Can you see other worlds from the planet you are on? Are there buildings? What is gravity like in the land you are drawing?



FREE SKETCH

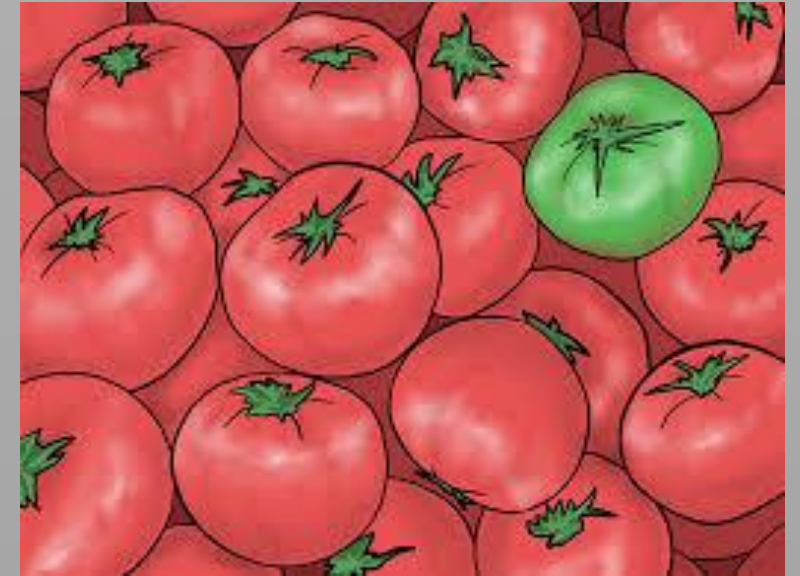
1. Your choice of drawing
2. It must be school appropriate
3. Free sketches must meet all criteria:
 - Is labeled with SB# and date
 - Fills the page
 - Is shaded/colored
 - Effort

Friday, August 9, 2019

- Collect your sketchbook from the front table.
- Complete today's warm-up.
- Open to Elements Notes

Warm-Up: Answer in 2-3 COMPLETE sentences.

What sticks out in this drawing? How did the artist make you notice it?



Today, we will:

1. Go over Principles of Design
2. Work on unfinished work

SB #3 and #4: DUE 8/14 or 8/15

Design a **Fantasy Landscape** on earth, in space or on some other world.

Consider: What type of plants, flowers, etc. would you see? What does the typography look like? Of what are things made? Can you see other worlds from the planet you are on? Are there buildings? What is gravity like in the land you are drawing?



FREE SKETCH

1. Your choice of drawing
2. It must be school appropriate
3. Free sketches must meet all criteria:
 - Is labeled with SB# and date
 - Fills the page
 - Is shaded/colored
 - Effort