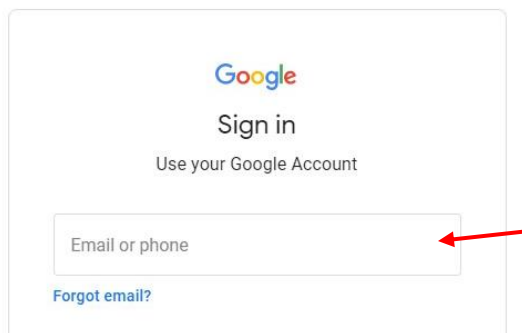


Steps for students to access Google Classroom:

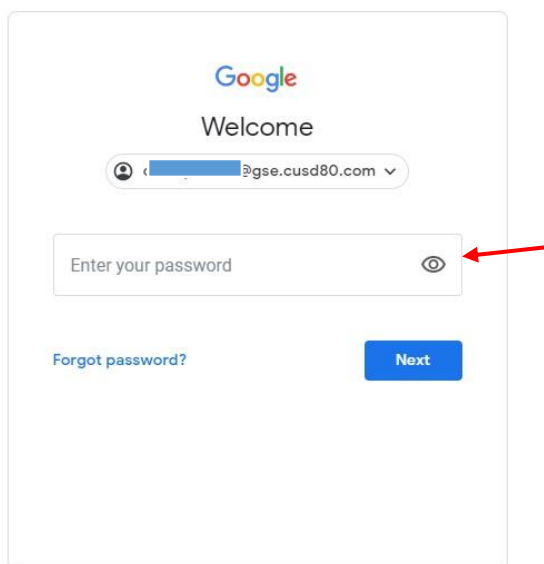
Step 1: Open Chrome. In the top right hand corner, click 'Sign In'.



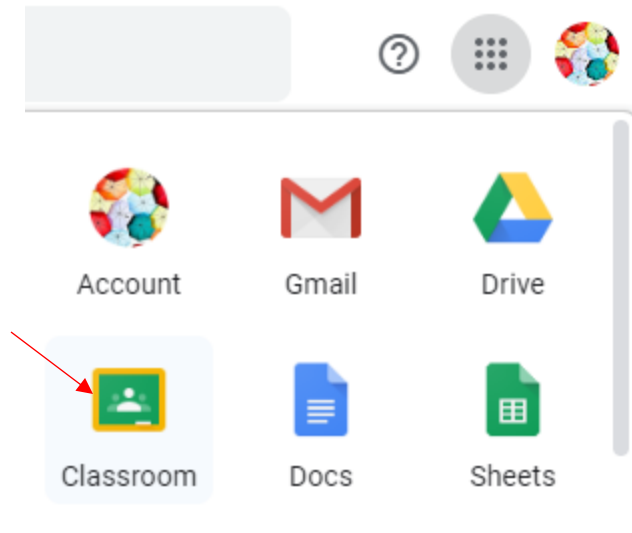
Step 2: Use your Google Suite school email to log in: s + ID@gse.cusd80.com



Step 3: Your password has been reset to: s + ID + ! (Example: If your student ID# is 123456, then your new password will be: s123456! We encourage you to change your password at this time.)



Step 4: Choose Classroom.



Step 5: Click on your class.

