


# U.S. AIR FORCE JROTC



**AZ-20051**

*Non Sibi, Sed Patriae -- Not For Self, But For Country!*

# CADET HANDBOOK



*@ Basha HS*

**Basha, Perry, and Casteel Cadets**

# Table of Contents

## Subject

<b>Contact Info</b>	<b>3</b>
<b>General Info (Honor Code, Core Values, AF Mission)</b>	<b>3</b>
<b>Program Opportunities</b>	<b>5</b>
<b>Rank Insignia</b>	<b>6</b>
<b>Chain of Command</b>	<b>7-12</b>
<b>Code of Conduct</b>	<b>13-16</b>
<b>Uniform Information</b>	<b>17-25</b>
<b>Uniform Diagrams</b>	<b>26-35</b>
<b>Attachments</b>	<b>36-43</b>
<b>1. Ribbons &amp; Awards</b>	<b>32-43</b>
<b>2. How to Tie a Tie</b>	<b>44</b>
<b>3. Drill Guide</b>	<b>45-49</b>

## Overview

This **AIR FORCE JUNIOR RESERVE OFFICER TRAINING CORPS (AFJROTC)** handbook is intended as a quick reference guide for cadets of all ranks and positions who are members of unit AZ-20051. Cadets are expected to read and to be familiar with the information in this handbook. AZ-20051 is unique to our cadet corps and is used to identify our group from the others in the state and country. The “AZ” identifies the state in which our unit resides and the “2005” indicates what year our unit was established. Lastly, the number “1” indicates that our unit was the first unit in Arizona established in 2005.

### **Contact information for Colonel Stansell:**

(SASI) Colonel Stansell: stansell.clifford@cusd80.com

(ASI) SMSgt Sepulveda: sepulveda.marcus@cusd80.com

**Facebook Group:** *Basha/Perry/Casteel AFJROTC (Official)*

**Twitter Group:** @BASHAJROTC

**Instagram Group:** *Basha\_JROTC*

**Remind:** *Text the number 81010 with message @20051*

**General Information:** All cadets must memorize the following information. This information may be asked at any time and cadets must demonstrate the ability to recite this general knowledge verbatim:

### **Cadet Honor Code:**

***“I will not lie, cheat, or steal, nor tolerate those who do.”***

### **Air Force Core Values:**

***“Integrity First, Service Before Self, Excellence In All We Do”***

### **Air Force Mission Statement:**

***Fly, Fight, and Win... Airpower Anytime, Anywhere!***

### **The Air Force Song:**

Off we go, into the wild blue yonder,

Climbing high into the sun

Here they come, zooming to meet our thunder

At ‘em now, give ‘em the gun!

**(Give ‘em the gun!)**

Down we dive, spouting our flame from under

Off with one helluva roar!

We live in fame or go down in flame. **(HEY!)**

Nothing can stop the U.S. Air Force!

#### **Reporting Statement:**

“Sir/ Ma’am, Cadet\_(last name)\_ reports as ordered.”

When reporting to the SASI in his office, Cadets will use either the reporting statement or a verbal greeting in addition to the hand salute.

**Cadet Officers:** Cadets that are officers are referred to by their rank, sir/ma’am, or by their last name. The word “cadet” must always be placed in front of rank or title when addressing cadets.

**Cadet Rank:** The rank of first year cadets is Cadet Airman Basic. The word “cadet” must always be placed in front of rank or title when addressing cadets.

**Classroom Protocol:** Upon entrance of the BHS Principal, Assistant Principal, a visiting commissioned officer, or highest cadet officer into the classroom when the SASI/ASI is not present, the first cadet to see the arrival will call the room to attention. All cadets will assume the position of attention until directed otherwise. If a visiting officer enters a classroom and the SASI/ASI is present, the instructor will determine the need to call the class to attention.

**Honor Guard/Drill:** Honor Guard is a class that can be taken at the intermediate level or an advanced level. The purpose of color guard/drill is to present the colors at events of which they are asked to attend by Sergeant or the community. Cadets **MUST** be enrolled in another JROTC class in order to also take Honor Guard.

**Enlistment and Commissioning Opportunities:** Students wishing to pursue a military career after high school receive certain benefits for successfully completing AFJROTC.

**Advanced Enlistment:** Students successfully completing two or three years in AFJROTC may enter the United States Air Force one or two grades higher than other enlistees. Advanced Enlistment for other Military Services varies from Service to Service. specific qualifications should be addressed with recruiters from the respective Service.

**Cadets have the following Leadership Development Requirement (LDRs, aka clubs) Opportunities:**

1. **Marching in Parades-** showcase the dedication and discipline needed to march as a cohesive unit.
2. **Field Trips-** participate in off-campus field trips exclusive to the program, such as Air Force bases across the country, aviation museums, and other military facilities.
3. **Marksmanship-** learn and perfect their marksmanship abilities by practicing with precision air rifles.
4. **Orienteering** – learn land navigation skills by participating in map and compass courses around the state.
5. **Aviation Club** – to build model aircraft and fly a simulator.
6. **Rocketry Club** - build and launch functioning model rockets.
7. **Kitty Hawk Air Society** – Recognizes cadets that perform very well academically, who then may also tutor fellow students.
8. **JLAB (JROTC Leadership Academic Bowl)** – online academic competition against other JROTC units.
9. **Drone Club** – build and operate a drone.

## AIR FORCE JUNIOR ROTC INSIGNIA

### CADET AIRMAN RANK

(no rank insignia)

AIRMAN BASIC



AIRMAN



AIRMAN  
FIRST CLASS



SENIOR  
AIRMAN



STAFF  
SERGEANT



TECHNICAL  
SERGEANT



MASTER  
SERGEANT



SENIOR  
MASTER  
SERGEANT



CHIEF  
MASTER  
SERGEANT

### CADET OFFICER RANK



SECOND  
LIEUTENANT



FIRST  
LIEUTENANT



CAPTAIN



MAJOR



LIEUTENANT  
COLONEL



COLONEL

## **Organizational Structure: In order from smallest to largest**

Element: consists of three or more cadets.

Flight: consists of three or more elements up to a maximum of 6 elements.

Squadron: consists of two to four flights.

Group: consists of two to four squadrons.

Wing: consists of two to four groups.

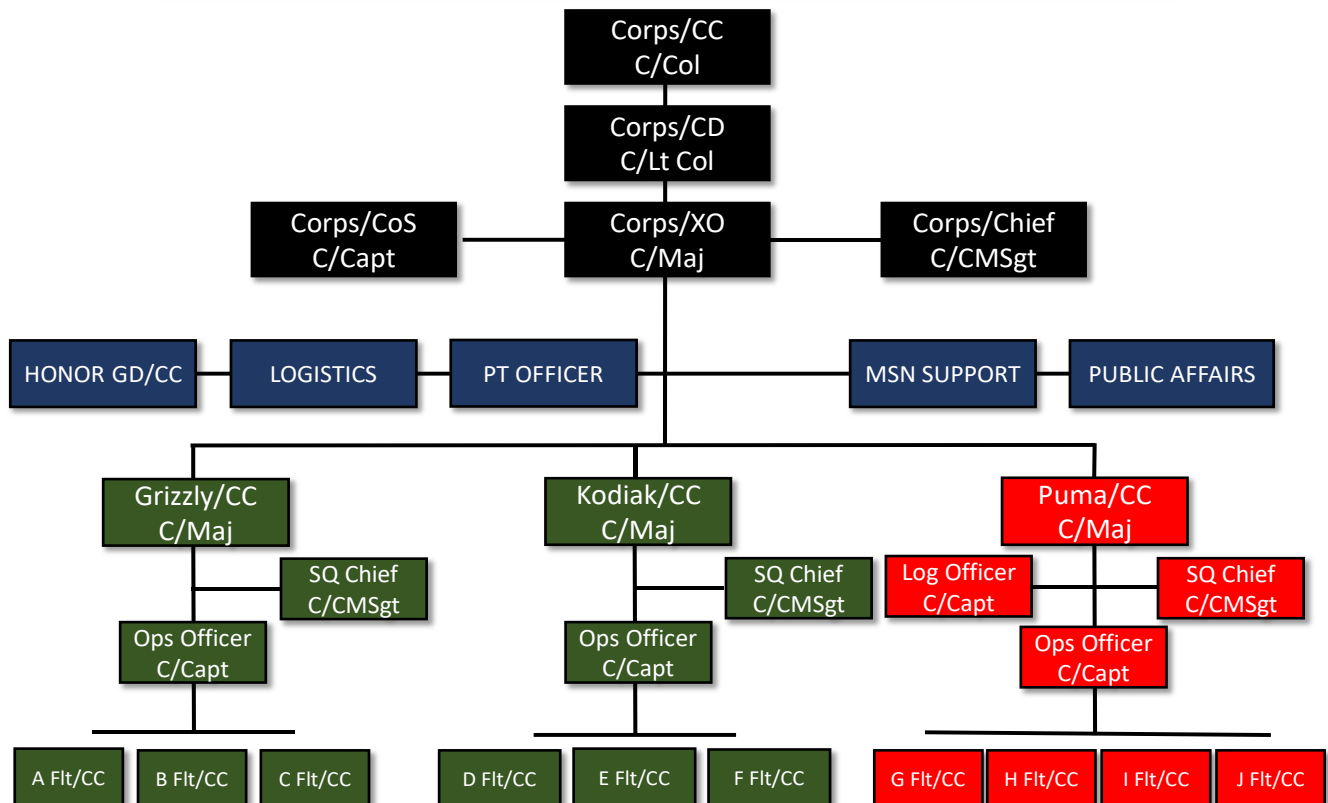
**The Chain of Command** is the structural organization of the Corps. When a cadet has an issue or recommendation it is important for him/her to alert their immediate superior. This method helps maintain effective communications within the Corps. For example, a Cadet Airman would talk to their Sergeant, who would then report to his/her superior. **The only circumstances where a cadet may break chain of command is during school break, gaining permission from SASI or ASI, attaining an extra job/ assignment, or addressing an immediate safety or security concern.**

**Salute:** The salute is a traditional greeting between military personnel. It is deeply rooted in military history. Warriors raised their right arms to show that no weapon was present and knights raised their visors with their right hand as a sign of greeting. **The way cadets execute a salute is important. A smart salute indicates pride in self and corps while a sloppy, lackadaisical salute indicates lack of confidence and pride.** Cadets should develop the habit of carrying books or other objects with the left hand to free the right hand for saluting. It is also customary to say “Good Morning/Afternoon/Evening, Sir; or Ma'am,” when exchanging salutes.

Cadets in uniform ***WILL*** salute cadet officers, commissioned officers and warrant officers of the Armed Forces of the United States as well as friendly nations. **When wearing the uniform outside and not under cover, cadets should salute the President, all commissioned and warrant officers of the United States military services and friendly foreign nations.**

**Cadets will not render hand salutes indoors except when formally reporting to the SASI or during ceremonies/promotions.**

# AZ-2005I CHAIN OF COMMAND





### **Corps Positions:**

#### **Cadet Group Commander (aka Corps Commander):**

- A.** Establish and Enforce appearance, discipline, efficiency, training, and conduct standards.
- B.** Pass information to the Deputy Group Commander
- C.** Advise the SASI/ASI on corps operations, policies, and procedures
- D.** Develop a cadet operations and activities calendar
- E.** Recommend cadets for jobs, awards, and promotions
- F.** Manage the cadet corps senior staff
- G.** Speaks on behalf of the corps to the SASI/ASI
- H.** Monitor all community service activities with Chief of Staff assistance

#### **Cadet Deputy Group Commander:**

- A.** Command the group and accomplish group commander
- B.** Assist the group commander as directed
- C.** Conduct senior staff meetings and group meetings
- D.** Attend staff meetings
- E.** Help group commander plan a Corps-wide community service event once a year

#### **Cadet Executive Officer**

- A.** Attend Staff Meetings
- B.** Ensure Group Commander and Deputy are meeting project goals.
- C.** Execute the Cadet of the Quarter, NCO of the Quarter, Officer of the Quarter, and Flight of the Quarter
- D.** Make sure all officers are completing tasks and assignments
- E.** In charge of extra positions
- F.** Assist and advise the Group Commander
- G.** Organizes the annual First Aid Field Day
- H.** All other duties assigned by the group commander

**Cadet Honor Guard Commander**

- A. Organize Honor Guard teams
- B. Supervise Honor Guard class
- C. Carry out Honor Guard training

**Cadet PT Officer**

- A. Ensure physical training events meet corps objectives
- B. Organize corps participation in annual Sports Field Day
- C. Track and help administer PT tests
- D. Keeps track of PT consent forms

**Cadet Chief of Staff**

- A. Oversees squadron commanders and flight leaders to make sure these positions are keeping up with community service hours
- B. Makes sure that squadrons and flight commanders are talking to their cadets about events
- C. Keep track of events coming up in the year, and updates history book
- D. Keep track of past promotions for every cadet
- E. Assist with activities and events

**Cadet Mission Support Coordinator**

- A. Ensures that cadets have updated ribbons and fill out ribbon sheets (If requested)
- B. Ensures that promotion papers are printed out for cadets who get promotions
- C. Keep continuity binder clean and organized
- D. Make updates in Wings
- E. Inform new cadets about awards and ribbons

**Cadet Logistics Coordinator:**

- A. In charge of the Green and Blue room, and makes sure that these rooms are neat, clean, and organized
- B. Ensures cadets are issued their Blues and OCPs
- C. Ensures that cadets get their canteen belts for parades and orienteering
- D. Ensures inventory is accurate and up to date

**Cadet Public Affairs Officer:**

- A. Takes pictures and assists with social media.
- B. Makes sure the school announces for the corps.
- C. Makes the corps stand out in the community.

**Cadet Group Chief Master Sergeant:**

- A. Advises Group or Squadron Commanders on issues within the corps and recommends solutions; assists Group Staff on all tasks
- B. Actively works and tracks periodic promotion cycles
- C. All other duties as assigned by the Group Commander or Deputy Group Commander
- D. Speaks on behalf of all cadet NCOs and Airmen to the Group Commander or Deputy Group Commander for Group or Corps ideas and suggestions

**Cadet Squadron Commander:**

- A. Ensure all cadets under their command comply with the rules
- B. Plan and coordinate events within the squadron
- C. Attend staff meetings
- D. Pass information onto assigned personnel in squadron
- E. Assist the Group Commander and the Deputy Group Commander
- F. Set up at least one community service event each semester

**Cadet Operations Officer:**

- A. Accomplish squadron commander responsibilities in his/her absence
- B. Assist the squadron commander as directed.
- C. Make sure flight commanders follow squadron commander instructions.
- D. Assist with squadron meetings
- E. Assist with activities and events

**Cadet Squadron Chief:**

- A. Accomplish tasks as directed by the squadron commander and the operations officer.
- B. Speak on behalf of the NCO's and airmen to the Squadron Commander or the Operations Officer for the squadron. Assists with periodic promotion cycles.
- C. Attend Flight meetings to keep the Squadron Commander and Operations Officer informed.

**Cadet Flight Commander:**

- A. Enforce appearance, discipline, efficiency, training, and maintain standards.
- B. Oversees all cadets under their command.
- C. Attends squadron meetings.
- D. Attends Staff meetings if required.
- E. Trains and mentors all cadets in their flight.
- F. All other duties as directed by the Squadron Commander.
- G. Set up at least one community service project each quarter.

**Flight Sergeant:**

- A. Assists flight commander with flight meetings
- B. Attends flight meetings
- C. Assist cadets with problems including, Uniform, Chain of Command and Discipline.
- D. Follow flight commander's orders.
- E. Help Flight Commander with community service projects

**Assistant Flight Sergeant:**

- A. Accomplish orders from the flight sergeant
- B. Attends Flight Meetings
- C. Watches over his/her cadets to ensure they conduct themselves appropriately
- D. Assists cadets with problems

**Cadet Airmen:**

- A. Follow directions and requests made by leaders at all levels.
- B. Attend meetings
- C. Accomplish academic and physical training objectives
- D. Display Enthusiasm for the corps.

## AZ-20051 Cadet Code of Conduct

As a member of AFJROTC AZ-20051, you will be held to a higher standard of conduct than many of your peers, it is imperative all Cadets understand that as an AFJROTC cadet we represent much more than ourselves. **We are ambassadors of our school, community, city, state and country, because you will wear the AFJROTC uniform in public, the community will associate your conduct and behavior with the AFJROTC program.** The United States Air Force wears the same uniform, thus cadets will be judged by the standard the public has of a military organization. Generally, the perception of the military in our community is very positive, the military enjoys a public trust few other institutions have. The cadets of AFJROTC unit AZ-20051 must always be keenly aware of this public perception at all times. They must always maintain the highest standards of integrity, citizenship, patriotism and trust. The following guidelines are the standards of conduct for each and every cadet member of AFJROTC unit AZ-20051

1. All AFJROTC Cadets of the unit AZ-20051 are responsible for knowing and complying with the units Code of Conduct policies.
2. All members of AFJROTC unit AZ-20051 will demonstrate the highest degree of respect, loyalty and patriotism towards the United States of America and recognize the Constitution of the United States of America as the Supreme Law of the land.
3. All members of AFJROTC unit AZ-20051 must demonstrate absolute loyalty, respect, and reverence for the flag of the United States of America, understanding that it represents our free nation and the sacrifice of thousands of our fellow countrymen.
4. All members of AFJROTC unit AZ-20051 will demonstrate appropriate respect for authority. This applies to cadet staff, ASI, SASI, teachers, administrators, law enforcement personnel, community leaders, and military personnel, both active and retired
5. All members of AFJROTC unit AZ-20051 will conduct themselves appropriately in all public settings, recognizing that every cadet is a representative of our cadet corps, both on campus, and in the community, whether in uniform or in civilian attire.
6. All members of AFJROTC unit AZ-20051 must strive to be exemplary citizens at all times, obeying all AFJROTC and school policies, as well as city, state and federal laws.
7. **All members of AFJROTC unit AZ-20051 must wear the cadet uniform with pride and when directed.** They must maintain personal appearance standards anytime they wear the AFJROTC uniform. The uniform worn by AFJROTC cadets is similar to that worn by other military branches and therefore reflects not only on the corps, but our nation's armed forces as well. The uniform must be represented with the highest standards of appearance possible in honor of our corps, Armed Services members, and our nation's military heritage.

8. All members of AFJROTC unit AZ-20051 must not engage in public displays of affection when in uniform. Such behavior undermines the individual's credibility and affects his or her ability to garnish the respect necessary to effectively lead. **This includes inappropriate public conversations regarding interpersonal relationships.**
9. All members of AFJROTC unit AZ-20051 will demonstrate loyalty towards one another. Each cadet should do their utmost to earn the respect and trust of their fellow cadets at all times. Integrity and honor cannot be a part time endeavor; every cadet should strive to adopt these traits into their lifestyle
10. All members of AFJROTC unit AZ-20051 will respect the constitutional rights of other cadets as United States Citizens to express their ideas and opinions freely, whenever a topic is opened for discussion or debate, in the classroom or other non-public settings
11. All members of AFJROTC unit AZ-20051 **must refrain from any abuse of authority appointed to them by the corps, or misrepresentation of themselves/ or their intentions to subordinates.** Authority given to leaders is a sacred trust. Those appointed that authority must execute it with discretion, wisdom and humility at all times. Leaders should always be considerate of their subordinates and afford them appropriate dignity and respect.
12. All members of AFJROTC unit AZ-20051 will not associate or be a member of any group, organization or individuals that are a known enemy of the United States, or that advocate the overthrow of the United States or its Constitution, or any group, organization or individuals that advocate violence, or denial of constitutional rights to any United States citizen for any reason.
13. All members of AFJROTC unit AZ-20051 is prohibited from engaging in any political event or rally, or endorsing in any political candidate, party, platform, or ideology while wearing the AFJROTC uniform in a public format. The AFJROTC program must not give the impression that it endorses any particular political party, agenda, or ideology. Wearing of the uniform to a political event could imply endorsement to the public
14. All members of AFJROTC unit AZ-20051 **will refrain from using profane, vulgar, or crude language at any AFJROTC function, event, or on school grounds, or in public.** Using profanity under any of these circumstances, especially in uniform could be grounds for expulsion from the AFJROTC program.
15. **Hazing and physical discipline will NOT be tolerated.** Any cadet may speak with the SASI and ASI at any time if they feel they are being mistreated. We expect our cadets to live up to the highest standards of conduct.

**Classroom Conduct:** Cadets are expected to follow established classroom rules and behave appropriately while in AFJROTC. Any behavior that disrupts the classroom environment will not be tolerated including sleeping in class, excessive talking, or disrespecting an instructor or a fellow cadet. If such behavior does occur, the SASI or ASI will give the cadet a verbal warning. If such behaviors should continue, further disciplinary process will ensue.

**Promotions:**

1. Promotion boards are held for select positions.
2. Promotion tests will be used for all NCO/Staff positions and officers.
3. Promotions are held throughout the year (quarterly/semester) based on recommendations of flight commanders and squadron commanders based off of a variety reasons, including: uniform grades, number of community service hours, participation in the corps, and adhering to all Air Force standards.
4. All promotions will be reviewed and approved by the SASI/ASI.

**Cadet Operational and Functional Areas:**

**Demotions:** The Corps Commander may consult with cadet officers/leaders on demotion recommendations. They will then pass their recommendations to the SASI & ASI for a final decision. Cadets may be demoted for failure to follow the Code of Conduct or failing to meet the requirements of their position.

**Verbal Counseling:** A verbal counseling is given when a cadet has committed a minor violation corps policy. Cadet leaders should consider documenting this type of counseling for reference purposes.

**Letter of Counseling (LOC):** A letter of counseling is administered when a cadet has violated corps policy and/or has displaying behavioral issues. If deemed appropriate by the SASI or ASI, a Letter of Counseling may be the first course of action.

**Letter of Reprimand (LOR):** A letter of reprimand is handed out when a cadet has broken the Cadet Code of Conduct and/or committed an infraction deemed suitable for an LOR by the SASI or ASI. Furthermore, an LOR is also administered if a cadet receives multiple verbal counseling/letters of counseling.

**Instructor/Principal Decision:** Disciplinary actions may be expedited if the infraction committed is deemed too severe for the ordinary course of action in the JROTC program.

**Control Roster:** The control roster is a rehabilitative tool for use by the SASI. The SASI & ASI may use the control roster to set up an observational period for cadets whose performance is substandard or who fail to meet to maintain AFJROTC standards of uniform wear, conduct, bearing, or integrity in or out of school.

**Duration of Placement on the Control Roster:** A cadet will normally be placed on the Control Roster for an entire academic quarter. However, a cadet may request early removal from the Control Roster if they feel they have been inappropriately placed on the roster or if they have improved their

performance in the area for which they were placed on the roster. The cadet must request early removal from the Control roster from SASI, and the cadet must substantiate the request with hard facts of improved performance. Early removal of a cadet from Control Roster is at the sole discretion of the SASI.

**Impact of Placement on the Control Roster:** While a cadet is on the Control Roster they may not be promoted or participate in any extracurricular activities (i.e., competitions, parades, field trips, Summer Leadership School, etc.).

**Academics:** Academics are the basis for attending high school. Maintaining a solid academic GPA is the key to the opportunities that may be afforded to a cadet after high school. Therefore, it is critical that cadets maintain a good academic status while in JROTC. A cadet may be placed on the Control Roster for academic reasons if:

- The cadet fails a class
- The cadet's JROTC grade is less than a C

**Conduct:** A cornerstone of the JROTC program is character. Cadets are expected to be on their best behavior both inside and outside of JROTC. Substandard conduct not only reflects poorly upon the cadet but also the Corps as a whole. Therefore, any substandard conduct is grounds for placement on the Control Roster. A cadet will be placed on the Control Roster for conduct reasons if:

- Received an in-school or out of school suspension
- SASI/ASI receives 2 or more derogatory comments from a teacher or school administration within an academic quarter
- Demonstrates conduct that reflects poorly on the corps
- Fails to wear the cadet uniform as required
- 3 or more unexcused absences from AFJROTC class during a quarter
- 3 or more tardies to AFJROTC class during a quarter

**Disenrollment:** After the preceding disciplinary process has been implemented and a cadet fails to correct all deficiencies, disenrollment is the next step.

**A cadet may be disenrolled from AFJROTC for:**

- Failure to maintain acceptable standards (including uniform wear, dress & personal appearance)
- Indifference to training
- Disciplinary reasons
- Disruptive classroom behavior



## Uniforms, Equipment, Books, and Personal Appearance:

The AFJROTC uniform is, with certain exceptions, the same one worn by active duty Air Force members. **Wear it proudly and correctly!** Air Force Instruction 36-2903 is the primary reference for all uniform and grooming standards. This handbook is a summary of those standards but should not be considered all-encompassing. Cadets must keep the uniform clean, neat, and in good condition at all time, with badges, ribbons, insignia, and other metallic devices properly maintained. **Uniform day for AZ-20051 is Tuesday.** The *SASI* or ASI will announce the "uniform of the day." All cadets will wear the uniform the entire school day. If a cadet is caught removing the uniform before the end of the school day, their uniform grade will be changed to 0% for that day. Cadets are issued one uniform with all accessories. He/she will sign a Cadet Uniform Issue Receipt. If uniform items are lost or destroyed; the cadet must pay for the item at current replacement cost. Uniforms are required to be cleaned upon disenrollment or graduation. Cadets will return all items issued except the hat, shoes, socks, belt, nametags, and ribbons. Cadets are responsible for books and course materials issued to them. Books must be returned in the same condition they were issued.

To prevent paying for uniforms, books, and equipment, we encourage cadets to:

- A. NOT leave items unattended or in unsecured locations.
- B. NOT lend items to other cadets.
- C. NOT carry flight caps with books, but tuck them under the belt or place them in backpacks.
- D. NOT allow other cadets to turn in accountable items.
- E. DO PLACE their name in their cap
- F. DO TURN-IN any found uniform items to an AFJROTC instructor.
- G. DO RETURN uniform items that become worn or otherwise unserviceable to the ASI, items unserviceable due to normal wear and tear, will be replaced at no cost. If a uniform item does not fit, return it promptly for replacement

## Reserve Cadets:

Reserve cadet status is for cadets who have completed at least one academic semester, who completed the entire AFJROTC Academic Program and cannot participate in the AFJROTC academic program for that particular semester. Reserve Cadets may participate in all AFJROTC activities (community service, honor guard, etc.). Time in reserve status does not count towards the Certificate of Completion. Reserve Cadets may retain their uniform for the entire academic semester.

## Uniform Wear

Each cadet will ensure their uniform is ready for inspection on the designated uniform day or for other mandatory uniform formations. **PLANNING AHEAD is the key.** Assemble the uniform, iron shirts, and polish shoes the night before. "The uniform is in the cleaners, it's too small, I'm missing uniform items, or *I forgot*" are not excuses for not wearing the uniform. If the cadet reports without wearing the uniform or is caught not wearing it on uniform day, he/she will receive a zero ("0"). If a cadet is absent and is excused in accordance with school policies, there is no penalty if the cadet wears

the uniform during the same week. Unexcused absences or failure to make up the missed uniform day will result in a zero ("0"). ***The SASI will consider disenrollment from AFJROTC after two failures to wear the uniform during a quarter or substandard conduct while wearing the uniform.***

Cadets will not mix uniform and civilian clothing. If they have a legitimate reason not to wear the uniform or any uniform item due to medical conditions, ***they must present medical documentation.*** Cadets will wear the standard Air Force laminated ultramarine blue nametags, with white, block style letters engraved on the plastic, secured with clutch-type fasteners. One nametag will be provided during the school year. Lost or damaged nametags will be replaced at the cadet's expense. Cadets may not hitchhike, perform labor, engage in sport activities, or do anything that would degrade the uniform. Further, questionable behavior in school or in public while wearing the uniform creates an unfavorable impression of the AFJROTC program, Basha High School, and the Air Force. Conversely, proper conduct and pride reflects favorably upon the cadet and enhances the JROTC image throughout the community. Thus, wear the uniform PROUDLY and constantly strive to present a neat, clean, and well-groomed appearance at all times.

**Uniform “need to know” information:** On campus, cadets in uniform are not permitted to cut/walk through the grass/dirt areas. Cadets may however stand in the grass to avoid congested sidewalks. The uniform is to not be worn in public places such as movie theaters, restaurants, Malls, etc. In addition, fighting, athletic activities, or fraternization are not allowed while in uniform. This also includes any public display of affection (holding hands, kissing, hugging, etc.) such violations will result in disciplinary action. No body marking with pens and/or markers are allowed.

In addition, cadets **SHALL NOT** wear any headphones or earbuds in **ANY** uniform while conducting cadet or Corps business. Including Class A, Class B+, Class B, OCPs, or the Tan Corps Shirt.

### **Uniform Combinations**

JROTC cadets are authorized to wear the following four uniform combinations. Uniform wear requirements for uniform wear day each week will be announced the week prior.

**Service Dress (Class As):** This uniform combination consists of the service coat, blue shirt with tie/tab, service pants or skirt for women, black socks, V-neck white t-shirt, issued blue belt with silver tip, and low quarter black shoes. The service coat must have the silver nametag, badges, ribbons, and rank. When outdoors, the flight cap is worn with this uniform.

**Blues (Class Bs):** This uniform combination consists of the long or short-sleeved blue shirt, service pants or skirt for women, black socks, V-neck white t-shirt, issued blue belt with silver tip, and low quarter shoes. Long sleeved shirts require a tie.

**Blues (Class B+):** This uniform consists of the Class B’s uniform with the additions of the tie/tab, blue nametag, badges, ranks, and ribbons.

**OCP Uniform (OCPs):** This uniform consists of the camouflage blouse and pants, brown utility belt, brown crew neck t-shirt, camouflage patrol cap and coyote brown boots.

**Physical Training Gear (PTG):** This uniform consists of the AF PT shirt and issued blue AF PT shorts or blue unit shorts. Socks will be black, white or gray and may include a small trademark.

### **Uniform Components**

**Cadets are responsible for maintaining the serviceability of their issued uniforms.**

**Belt-** Dark blue with silver tip, 1 1/4 inches wide and worn by threading through the belt loop to the wearer's left (male)/right (female). The silver tip extends beyond the buckle to the wearer's left/right with no blue fabric showing. The cadet "gig" line is the straight line formed by the front edge of the shirt, the belt buckle, and the trousers fly. Check frequently to ensure the "gig" line is straight.

**Service Blue, Coat-** With arms hanging naturally, sleeves should end 1/4 inch from the heel of the thumb. Bottom of the coat should be fingertip length when hands are slightly cupped. All buttons must be buttoned and NOTHING is carried in outside pockets. Flight caps may be stored in the inside pockets. The coat may be removed in classrooms when it becomes uncomfortably warm. It will not be unbuttoned or removed in public areas (hallways, common areas, or cafeteria). When removed, it will be hung up or carefully draped over a chair back. The coat must be put back on and buttoned before leaving the classroom. The coat will have the unit patch on the right sleeve and AFJROTC patch on the left sleeve. Dry Clean Only

**Flight Cap/Garrison Cap-** Worn slightly to the right with vertical crease at center of the forehead in a straight line with the nose and approximately one inch above the eyebrow. The crown will not be crushed. Female Service caps on top can be left open optionally.

**Blue Windbreaker-** Jacket must be zipped up at least halfway. Should fit loosely over the hips when zipped. Cuffs of the sleeves should cover the wrists, but not extend beyond. Blouse is not exposed below the jacket. The windbreaker will not be worn over the service dress jacket or with civilian clothing. Tuck in the zipper head in the flaps next to the teeth of the zipper. Ties and Tabs are optional when wearing the Windbreaker

**Shirt, Light Blue, Long Sleeve-** Sleeves should extend to the heel of the thumb. Military creases in front and back are prohibited. Shirt is always worn with the tie and the top button is fastened. Dry clean if Possible or wash as per tag directions.

**Socks/Hose-** Black, commercial socks without design will be worn with slacks and oxfords. Hose can be worn with all uniform combinations but must be black, dark blue, or neutral shades that complement the uniform and the cadet's skin tone. Do not wear patterned hose socks

**Female Blouse, Light Blue, Long Sleeve-** Must be worn with tab at all times.

**Skirts-** Must be worn with black pumps and worn at the knees

**Slacks, Blue-** Will fit naturally over the hips with no bunching at the waist or fullness in the seat. Bottom of slacks will rest on the front of the shoes with a slight break in the creases. Articles should not be carried in uniform pockets unless not visible or bulky

**Shoes-** Black oxford shoes will be worn with the uniform. Shoes will be laced to the top and nicely shined. Female Cadets must have black pumps with a heel between 1”-2”. Cadets must be highly shined or have the appearance of being highly shined. The pumps can’t have any designs or accessories on any part of the shoe.

**OCP Blouse-** Patches on the OCP uniform will be configured as shown on the OCP wear diagram.

**OCP Patrol Cap-** The Patrol Cap shall rest squarely on the head with the bottom of the cap parallel to the ground. The brim of the cap will face forward.

**Brown Corps Shirt-** Will fit naturally on the body and be tucked in to pants from Khakis to Jeans (no holes). Cadets are not allowed to wear shorts or yoga pants with the Tan Corps Shirt. Cadets must wear closed toed shoes (Ex. Tennis shoes) and are not allowed to wear sandals or any open toe foot wear. Males have to be shaved and groomed appropriately as if they were wearing dress uniform or OCPs.

### **Personal Appearance**

One thing that makes the AFJROTC program a unique course of instruction is the identification it has with the Air Force. AFJROTC cadets wear the Air Force uniform and have grooming standards like members of the Air Force. Our standard has four basic elements: neatness, cleanliness, safety, and military image. This standard is based on Air Force Instruction 36-2903 and applies to cadets while in uniform. The following general standards apply to both male and female cadets any time they are in uniform.

**Hair-** Must be clean, neat, and well groomed. Regardless of hairstyle, hair must not exceed length and bulk standard, and ensure proper wear of headgear. It must be styled so it does not touch the eyebrow (Exception: female bangs) or protrude in front below the band of properly worn headgear. Hair must not be worn in an extreme or fad style such as a Mohawk, pigtails, dog-ears, ducktail, or have designs cut in the hair. The design must not cause the hair to exceed length or bulk standards. Hair may not be dyed unnatural or multiple colors. (see additional hair standards under “Male” and “Female” sections that follow).

**Jewelry-** Members may wear wrist watches and no more than a total of three rings on both hands. One bracelet is also permitted if it is neat, conservative, not wider than one-half inch, and its color does not clash with the uniform. Colored bracelets that support a cause are not allowed with the uniform. Scrunchies are prohibited to be worn while in uniform. Female cadets in uniform may wear one pair of earrings in the earlobe if the earrings are conservative and kept within limits. For example, you may wear one small stud (diamond, black, white pearl, or silver) pierced or clip earring on each earlobe. The earring worn in each earlobe must match. Earrings should fit tightly without extending below the earlobes. Ear bars are prohibited. Male cadets may not wear earrings in uniform and may not wear them in the JROTC classroom or at JROTC functions. Cadets in uniform will not wear any ornamentation on the face (e.g. nose rings, gages, tattoos, etc.)

Jewelry, healing posts, or spacers will not be worn in the tongue, nose, or eyebrow while in uniform or in the JROTC classroom or at JROTC functions. Necklaces must be concealed under the collar or undershirt. Thumb rings are authorized.

**Eyeglasses/Sunglasses-** Conservative ornamentation on non-prescription sunglasses or eyeglasses is permitted, frames may be a conservative color: black, brown, white, dark blue, gray, or transparent material, or gold or silver wire. Brand name glasses may be worn with small logo on frames or lenses. Conservative wrap-around sunglasses may be worn. Conservative, clear, slightly tinted, mirrored or photosensitive lenses are authorized. Sunglasses (to include darkened photosensitive lenses) are not authorized in formation.

**Tattoos or Brands-** Whether you are in or out of uniform, tattoos or brands anywhere on the body are not allowed if they are obscene or if they advocate sexual, racial, ethnic, or religious discrimination. Tattoos or brands that might harm good order and discipline or bring discredit upon the Air Force are also barred, whether you are in or out of uniform. Excessive tattoos or brands, even though they do not violate the prohibitions in the above paragraph, will not be exposed or visible (including visible through the uniform) while in uniform. Excessive is defined as any tattoo or brands that exceed one-quarter of the exposed body part, and those above the collarbone and readily visible when wearing an open collar uniform. Tattoos must be in good taste and be instructor approved. **They Must Not distract from the uniform.**

The SASI may exercise discretion if a new cadet arrives with a tattoo that may not be in full compliance with the above guidance. The tattoo may be covered up with a skin-colored bandage while in uniform and still participate in the program. However, tattoos and brands should be discouraged. The cadet should be counseled on the fact that tattoos and brands may preclude him or her from serving in the military.

**Body Piercings-** Cadets in uniform are not allowed to attach or display objects, articles, jewelry, or ornamentation to or through the ear, nose, tongue, or any exposed body part (including anything that might be visible through the uniform). Female cadets in uniform, however, are allowed to wear conservative earrings, pierced or clip style, in their earlobes.

**Personal Hygiene-** Cadets are expected to maintain high standards of personal cleanliness and sanitary practice. Cadets may be counseled and/or referred to the school nurse if they fail to meet acceptable standards. Do not mark on your skin with pens or markers.

### **Male Cadets**

**Beards-** Must not be present except for medical reasons when authorized by the SASI and with the written recommendation of a physician.

**Mustaches-** Must not extend downward beyond the lip-line of the upper lip or extend sideways beyond a vertical line drawn ¼" from the corner of the mouth.

**Sideburns-** You may have sideburns if they are neatly trimmed and tapered in the same manner as your haircut. Sideburns must be straight and of even width (not flared) and end in a clean-shaven horizontal line. They may not extend below the lowest part of the outer ear opening.

**Hair-** Keep your hair clean, neat, and trimmed. It must not contain large amounts of grooming aids such as greasy creams, oils, and sprays that remain visible in the hair. **Tapered appearance on both sides and the back of the head**, both with and without headgear. A tapered appearance is one that when viewed from any angle outlines the member's hair so that it conforms to the shape of the head, curving inward to the natural termination point without eccentric directional flow, twists or spiking. A block-cut is permitted with tapered appearance. **Hair will not exceed 2.5 inches in bulk, regardless of length and ¼ inch at natural termination point**; allowing only closely cut or shaved hair on the back of the neck to touch the collar. **Hair will not touch the ears or protrude under the front band of headgear.** Cleanly shaven heads, military high-and-tight or flat-top cuts are authorized. Prohibited examples (not all inclusive) are Mohawk, mullet, cornrows, dreadlocks or etched shapes/design.

**Male Hair Grooming Standards:**





## **Female Cadets**

**Cosmetics-** Must be conservative (natural colors) and in good taste in the opinion of the instructors.

**Nail Polish-** Should be clear, neutral, or French or American Manicure only, which does not clash with the uniform. Nail Polish should not be chipped. Nails must not exceed 1/4in past the tip of the finger.

**Hair-** As with all hairstyles, a neat and professional image is essential. Braids, twists, micro-braids, French braids, Dutch braids, and Cornrows are authorized. When hair is worn in a bun, the bun must be a single bun, no wider than the width of the head and all loose ends must be tucked in and secured. When hair is worn in a ponytail, it must be in a single ponytail. If hair accessories are worn (e.g. fabric scrunchies, hairpins, combs, clips, headbands, elastic bands, and barrettes must match hair color. Hair color, highlights, lowlights, and frosting will not be faddish or extreme and will be natural looking hair color similar to the individual's hair color. (e.g. black, brunette, blond, natural red, and grey). Hair will end above the bottom edge of collar and will not extend below an invisible line drawn parallel to the ground, both front to back and side to side unless pulled back and secured or worn in an authorized ponytail/equivalent or long braid(s). If hair is pulled back and secured behind the head, radius will not exceed 6 inches from the point where the hair is gathered (i.e., no more than 6 inches to the left and 6 inches to the right, 12 inches total width; and 6 inches protruding from where hair is gathered) and must allow for proper wear of headgear. One or two braids or a single ponytail/equivalent may be worn down the member's back with length not extending below a horizontal line running between the top of each sleeve inseam at the under arm through the shoulder blades. The braid(s) or ponytail/equivalent cannot be worn over the shoulder or pulled in front of the body. They shall extend down the member's back. Bangs, or side-swiped hair, may touch eyebrows but will not touch or cover eyes. When in doubt, assess correct length of hair with Airman standing in the position of attention. See examples of female hair standards at the back of this handbook. Exception: While wearing the Physical Training Gear (PTG), long hair will be secured but may have loose ends and may extend below a horizontal line running between the top of each sleeve inseam at the under arm through the shoulder blades.

**Authorized Female Ponytails/equivalent and long braid(s) Hair Styles Examples:**



Unbraided Single Ponytail/Pull-through Ponytail Style/Braided Ponytail



Braided Ponytails/Multiple Braids in a Single Ponytail



Pulled back secured and does not exceed 6 inch radius



Pulled back secured and does not exceed 6 inch radius



Two Braids Looped Underneath/Two Braids



**Authorized female hairstyles:**



**Braids**



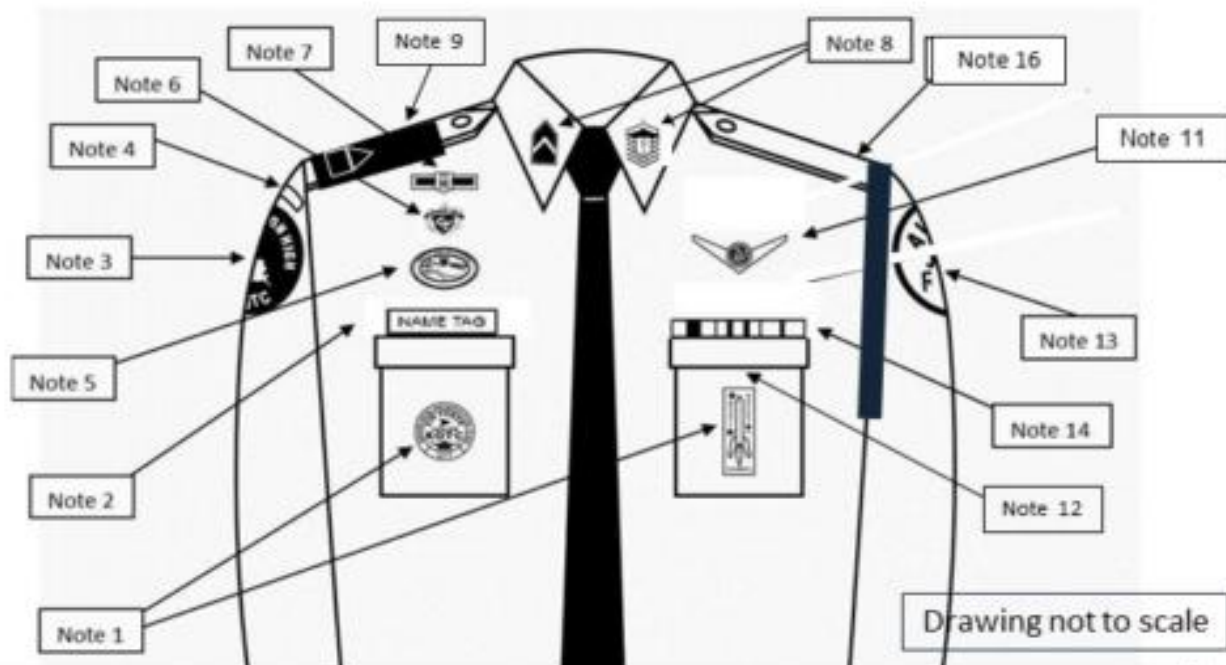
**Twists**



**Locs**

## Attachment 7-11

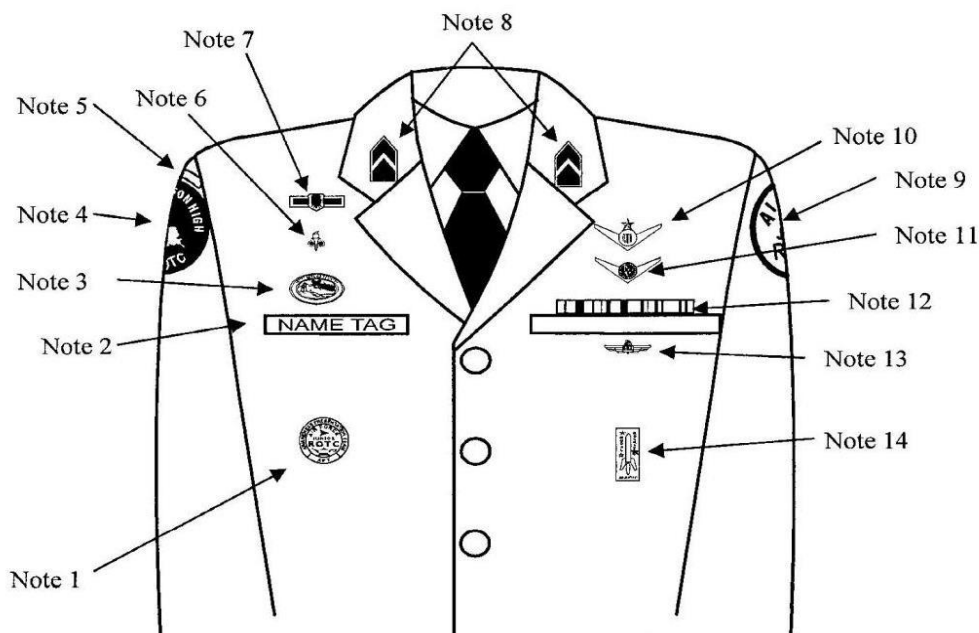
# CADET MALE BLUE SHIRT



1. Awareness Presentation Team (APT) and Model Rocketry Badge are centered on the pockets on the appropriate sides as displayed above.
2. Name Tag: Mandatory wear. Blue Plastic with white letters. Must be grounded and centered over wearer's right pocket.
3. Unit patch. Centered  $\frac{1}{2}$  to 1 inch below the shoulder seam.
4. Shoulder tab. Centered between unit patch and shoulder seam. If no patch, then place 1 inch below shoulder seam.
5. Kitty Hawk Badge. See Note 15.
6. Aerospace Education Foundation (AEF) Badge. See Note 15.
7. Distinguished Cadet Badge. See Note 15.
8. Grade insignia, mandatory (officer and enlisted) worn on both left and right collar, centered side to side and top to bottom. Enlisted rank's bottom point of torch points towards the point of the collar. Officer top point of rank aligned with point of collar. Cadet/Armed Basic have no insignia of any kind on the collar.
9. Officers only. When using officer cloth rank on epaulets versus miniature metal rank on collar, place as close as possible to shoulder seam. (Use larger male epaulets only).
10. Deleted
11. Cadets will only wear one of the following badges, Aviation Ground School/Unmanned Aircraft Badge, Flight Solo Badge and/or Flight Certificate Badge. See Note 15 below.
12. Marksmanship competition awards/badges may be worn on the AFJROTC uniform. Males and females will wear the badge (may only wear one) below the ribbons on the blue shirt or service dress uniform. **Marksmanship badges will not be worn with medals.**
13. AFJROTC Patch (white, Lamp of Knowledge), mandatory. Center  $\frac{1}{2}$  to 1 inch below left shoulder seam.
14. Ribbons are optional. Wear all, some or no ribbons earned. If worn, ribbons will be centered, resting on, but not over the edge of the pleated pocket on the wearers left.
15. Except marksmanship badges. First badge placed  $\frac{1}{2}$  inch above name tag or ribbons and is centered horizontally. Additional badges placed  $\frac{1}{2}$  inch above previous badge. Order of precedence for badges are as show on the diagram. Distinguished Cadet Badge, then AEF Badge, then Kitty Hawk Badge, and finally the CyberPatriot National Finalist Badge. **No more than two Flight badges are authorized.**
16. Shoulder Cord. No wider than 1 inch and will be grounded to the seam of the left shoulder under epaulet. May be solid or multi-colored.
17. Medals (regardless of what type) are not authorized for wear on this uniform.

## CADET MALE 1620 SERVICE DRESS

Note: Cadets may wear the rank on both coat and shirt at the same time or only on the coat. The cadets must be in proper uniform at all times. If they have the coat on, the rank insignia must be on the coat. If they remove the coat, the rank must be on the shirt.




1. Awareness Presentation Team (APT) badge: Center on welt pocket 3 inches below the top.
2. Name tag: Center between arm seam and lapel with bottom edge parallel to top of welt pocket
3. Kitty Hawk Badge: See note 15.
4. Unit patch: Placed  $\frac{1}{2}$  to 1 inch below shoulder seam and centered.
5. Shoulder tabs: Center between unit patch and shoulder seam. If no patch, then 1 inch below shoulder seam.
6. Aerospace Education Foundation (AEF) Badge: See note 15.
7. Distinguished Cadet Badge: See note 15.
8. Grade insignia (officer or enlisted) worn on both lapels. Place insignia halfway up the seam, resting on but not over it. Bottom of insignia is horizontal with the ground. \*(The lapel insignia (eagles non-chrome) will no longer be worn on the lapels by Airmen Basics.)
9. AFJROTC Patch: Placed  $\frac{1}{2}$  to 1 inch below shoulder seam, and centered.
10. Flight Solo or Flight Certificate Badge: See note 15.
11. Ground School Badge: See note 15.
12. Ribbons: Center, on but not over edge of pocket. Wear 3 or 4 in a row. Wear all ribbons earned.
13. Academy of Model Aeronautic Wings: worn 1 inch below pocket.
14. Model Rocketry Badge: worn 2 inches below AMA Wings or 3 inches below pocket if no AMA Wings are worn.
15. First badge placed  $\frac{1}{2}$  inch above name tag or ribbons and is centered horizontally. Additional badges placed  $\frac{1}{2}$  inch above previous badge.

## Attachment 7-3

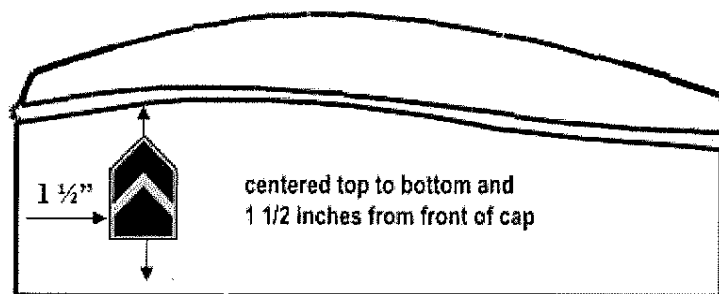
# CADET MALE HEADGEAR

## SERVICE CAP



Service Cap – Cadet officers may wear the AFJROTC officer hat insignia or the large Hap Arnold Wings insignia. Enlisted cadets may only wear the large Hap Arnold Wings insignia

## FLIGHT CAP\*

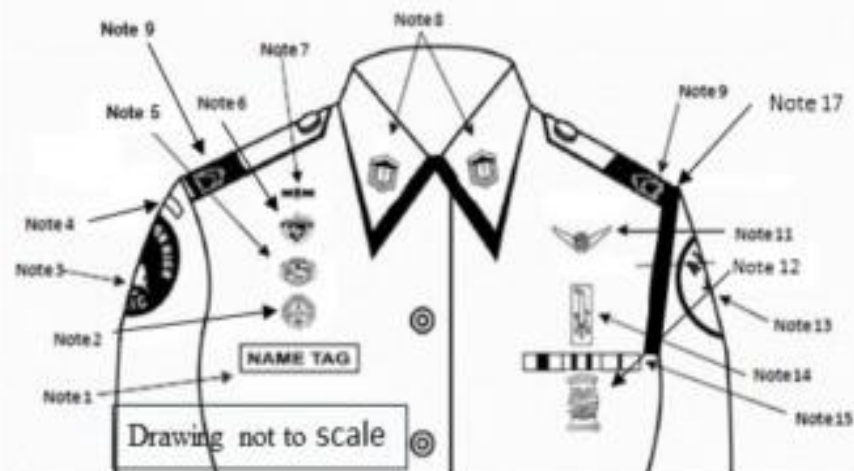


- Enlisted Ranks will have no hat insignia on the flight cap.
- The former officer flight cap emblem will not be worn on the flight cap.



## Attachment 7-12

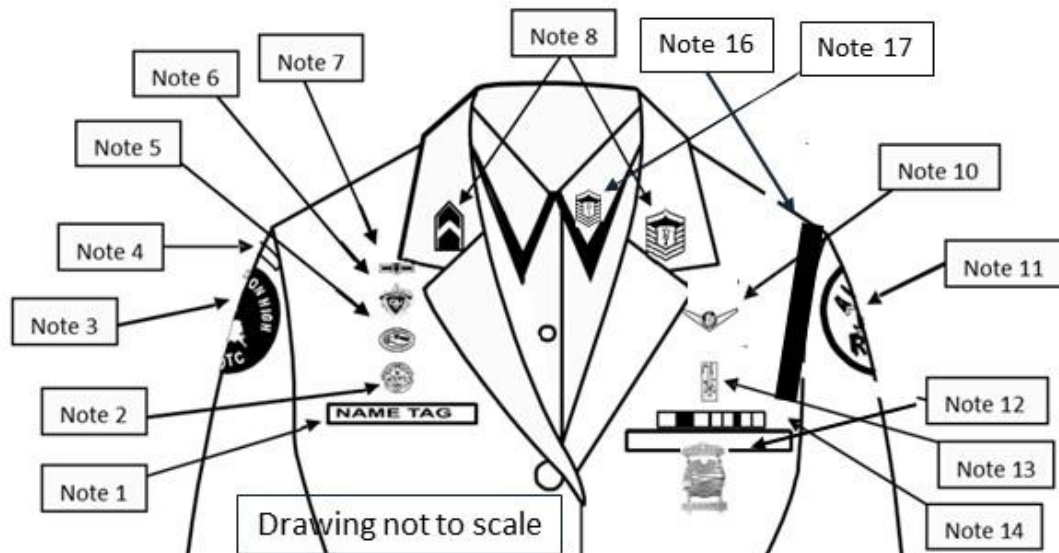
# CADET FEMALE BLUE SHIRT



1. Name Tag: Mandatory wear. Blue Plastic with white letters. Without ribbons: centered on right side, parallel to ground and within 1 ½ inches higher/lower than topmost exposed button. With Ribbons: Even with bottom row of ribbons, centered on right side, parallel to ground and within 1 ½ inches higher/lower than topmost exposed button.
2. Awareness Presentation Team (APT) Badge. See Note 16
3. Unit Patch. Centered on sleeve and ½ to 1 inch below shoulder seam.
4. Shoulder Tab (Metal or cloth). Centered between unit patch and shoulder seam. If no patch, then 1 inch below shoulder seam.
5. Kitty Hawk Air Society Badge. See Note 16.
6. Aerospace Education Foundation (AEF) Badge. See Note 16.
7. Distinguished Cadet Badge. See Note 16.
8. Grade insignia, mandatory (officer and enlisted) worn on both left and right collar, centered side to side and top to bottom. Enlisted rank's bottom point of torch points towards the point of the collar. Officer top point of rank aligned with point of collar. Cadet/Amn Basic have no insignia of any kind on the collar
9. Officers only. When using officer cloth rank on epaulets versus miniature metal rank on collar, place as close as possible to shoulder seam. (Use smaller female epaulets only)
10. Deleted.
11. Cadets will only wear one of the following badges, Aviation Ground School/Unmanned Aircraft Badge, Flight Solo Badge and/or Flight Certificate Badge. See Note 16 below.
12. Marksmanship Badge - Marksmanship competition awards/badges may be worn on the AFJROTC uniform. Males and females will wear the badge (may only wear one) below the ribbons on the blue shirt or service dress uniform. **Marksmanship badges will not be worn with medals.**
13. AFJROTC Patch (white, Lamp of Knowledge), mandatory. Center ½ to 1 inch below left shoulder seam
14. Model Rocketry Badge. See Note 16.
15. Ribbons are optional. Wear all, some or no ribbons earned. If worn, center ribbons on wearer's left, parallel with ground. Align bottom of the ribbons with the bottom of the name tag.
16. Except marksmanship badge. Wear first badge placed ½ inch above silver name tag or ribbons and is centered horizontally. Additional badges are placed ½ inch above previous badge. Order of precedence for badges are as show on the diagram. Distinguished Cadet Badge, then the AEF Badge, then the Kitty Hawk Badge, then the Awareness Presentation Team Badge and lastly the CyberPatriot National Finalist Badge. **No more than two Flight badges are authorized.**
17. Shoulder Cord. No wider than 1 inch and will be grounded to the seam of the left shoulder under the epaulet. May be solid or multi-colored.
18. **Medals (regardless of what type) are not authorized for wear on this uniform.**

## Attachment 7-10

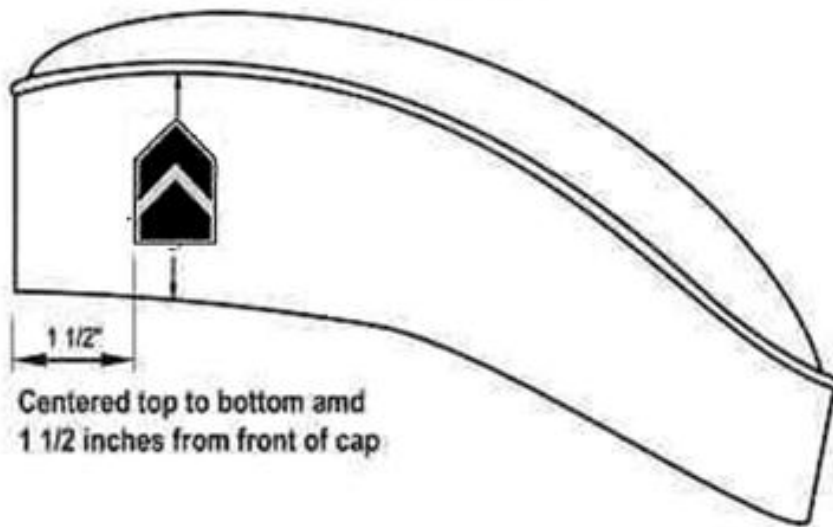
## CADET FEMALE SERVICE DRESS



1. Silver Name tag, mandatory. Center on the wearer's right between the sleeve seam and lapel and the bottom of the name tag will be parallel with the bottom of ribbons.
2. Awareness Presentation Team Badge. See Note 15 below.
3. Unit patch. Center  $\frac{1}{2}$  to 1 inch below shoulder seam
4. Shoulder tab: Center between unit patch and shoulder seam. If no patch, then 1 inch below shoulder seam
5. Kitty Hawk Badge. See Note 15 below.
6. Aerospace Education Foundation (AEF) Badge. See Note 15 below.
7. Distinguished Cadet Badge. See Note 15 below.
8. Grade insignia (officer and enlisted) worn on both lapels, mandatory. Place insignia halfway up the seam, resting on but not over it. Bottom of insignia is horizontal with the ground.
9. Deleted
10. Cadets will only wear one of the following badges, Flight Solo Badge, Unmanned Aircraft Badge, Aviation Ground School, and Flight Certificate Badge. See Note 15 below.
11. AFJROTC Patch (white, Lamp of Knowledge), mandatory. Center  $\frac{1}{2}$  to 1 inch below left shoulder seam.
12. Marksmanship Badge - Marksmanship competition awards/badges may be worn on the AFJROTC uniform. Males and females will wear the badge (may only wear one) below the ribbons on the blue shirt or service dress uniform. **Marksmanship badges will not be worn with medals.**
13. Model Rocketry Badge. See Note 15.
14. Ribbons, mandatory. Center ribbons resting on but not over edge of welt pocket. Wear 3 or 4 in a row. Wear all or some ribbons earned.
15. Except marksmanship badge. Wear first badge placed  $\frac{1}{2}$  inch above silver name tag or ribbons and is centered horizontally. Additional badges are placed  $\frac{1}{2}$  inch above previous badge. Order of precedence for badges are as show on the diagram. Distinguished Cadet Badge, then the AEF Badge, then the Kitty Hawk Badge, then the Awareness Presentation Team Badge and lastly the CyberPatriot National Finalist Badge. No more than one Flight badge is authorized.
16. Shoulder Cord. No wider than 1 inch and will be grounded to the seam of the left shoulder. May be solid or multi-colored.
17. Enlisted rank insignia **MUST** be worn on the blue shirt while wearing the service dress.
18. **Medals are not authorized for wear on this uniform with ribbons. Ribbons and medals may not be mixed.**

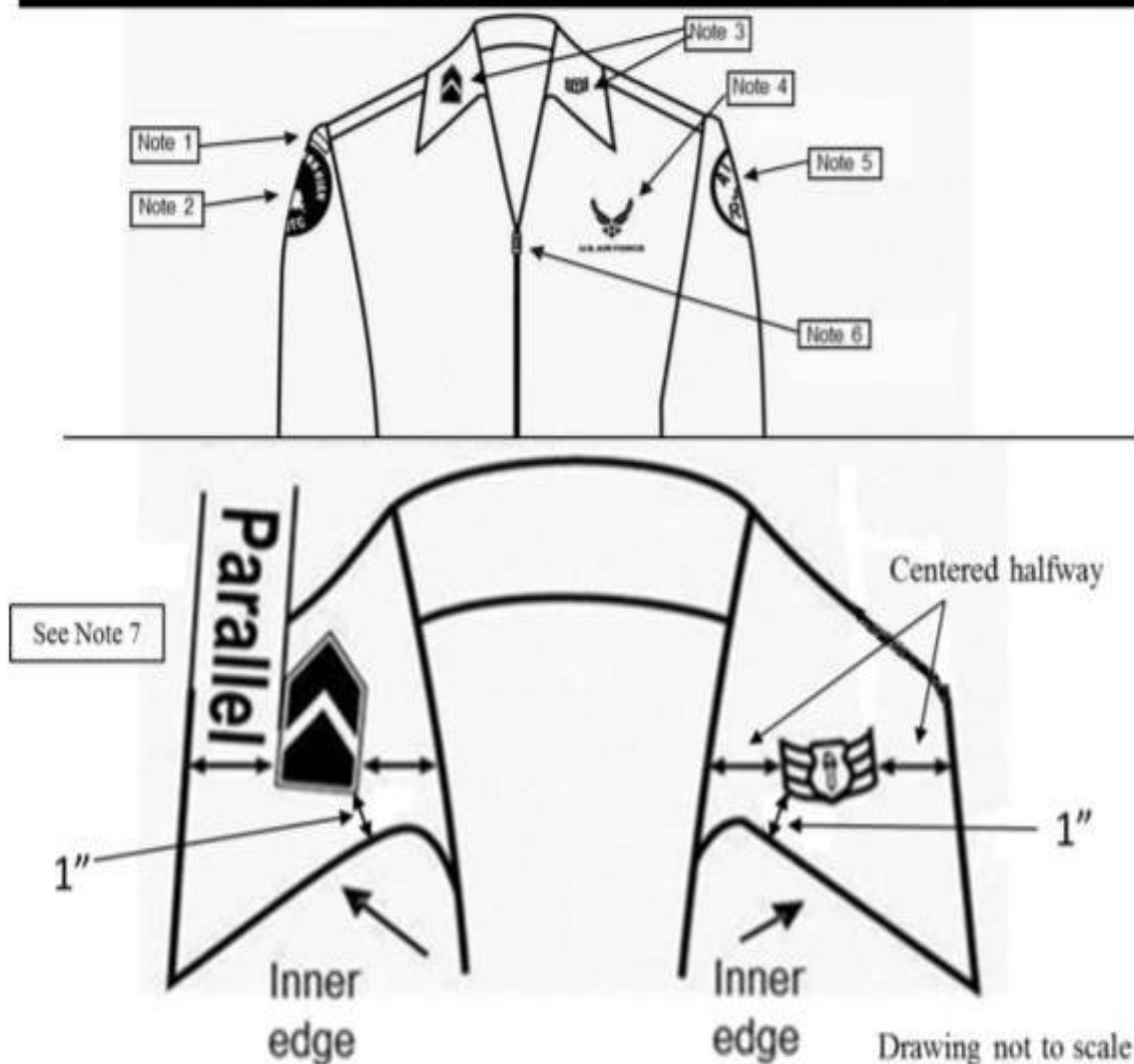
## CADET FEMALE HEADGEAR

### FLIGHT CAP





## CADET LIGHTWEIGHT BLUE JACKET



1. Shoulder tabs are centered between unit patch and shoulder seam. If no patch, then 1" below shoulder seam.
2. Unit patch on right sleeve ½ to 1 inch below shoulder seam and centered.
3. Grade insignia (officer and enlisted) is worn on both left and right collar. Airman Basic have no collar insignia.
4. Optional item: center vertically between the shoulder seam and where the underarm side seam joins the armhole sleeve and center horizontally between the center zipper and the sleeve armhole seam.
5. AFJROTC patch on left sleeve ½ to 1 inch below shoulder seam and centered.
6. Jacket will be closed to at least the halfway point.
7. Center insignia horizontally on collar. Place 1 inch from bottom of collar and parallel to the outer edge of the collar.

NOTE: The epaulet rank is no longer authorized on the lightweight blue jacket.



## CADET OCPs

### OCP SHIRT

Right Sleeve

**Note 1**

Left Sleeve

**Note 5**



**Note 2**

**Note 3**

**Note 4**

- 1** Right Sleeve: See page 2 for patch instructions
- 2** Your custom OCP nametape
- 3** AFJROTC OCP Branch nametape
- 4** OCP embroidered cadet rank (Velcro)
- 5** Left Sleeve: See page 2 for patch instructions

### OCP Uniform Laundering

Steps for laundering your OCPs properly:

1. REMOVE ALL VELCRO NAMETAPES, PATCHES & Rank!
2. Follow instructions on the tag inside the pants/jacket

## OCP COVER (Cadet Officer)

**Note 1**



### RIGHT OCP Sleeve

**Note 2**



**Note 3**

### LEFT OCP Sleeve

**Note 4**



**Note 5**

**1**

OCP Cover (Officer): Center cadet officer rank on front of OCP patrol cap

**2**

Spice Brown U.S. Flag

**3**

OCP JROTC Patch

**4**

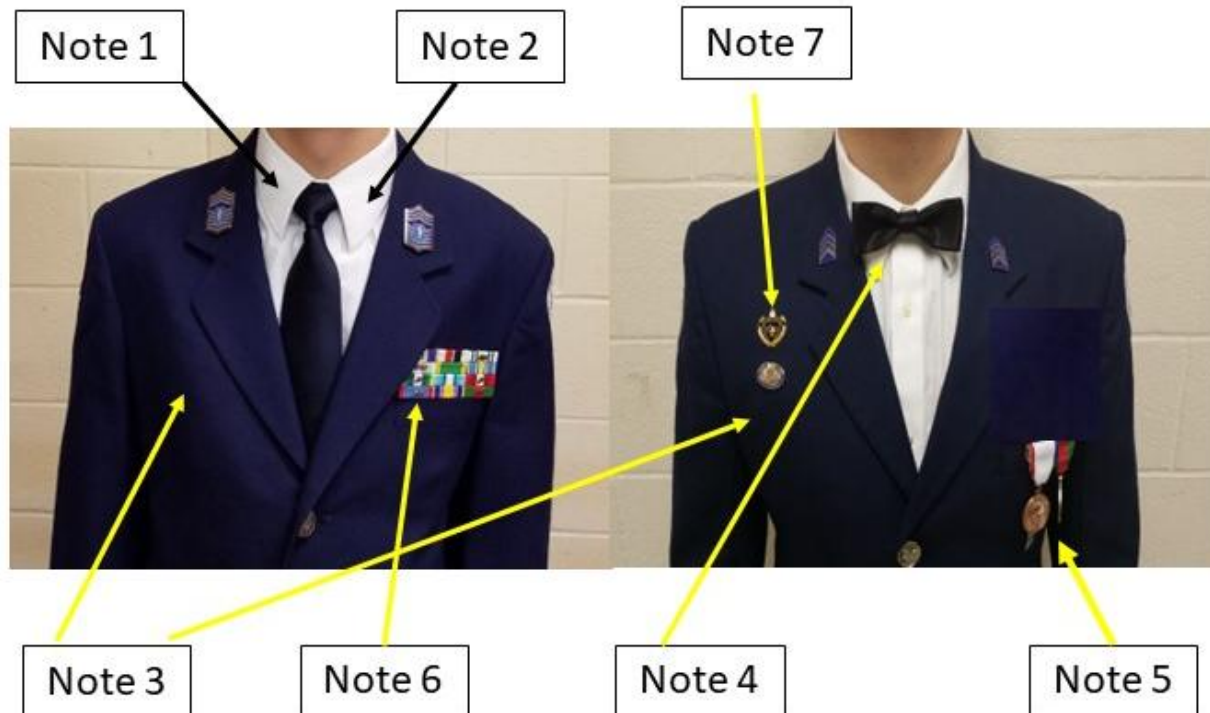
Honor Guard Rocker

**5**

AFJROTC OCP patch



## Semi-Formal Dress Uniform



1. The blue or white long-sleeve shirt will be plain, knit or woven, commercial type with a short or medium point collar, with button or French cuffs.
2. Enlisted members do not need to wear two sets of ranks on the semi-formal uniform.
3. The Silver Name Tag will not be worn on the semi-formal dress uniform.
4. Black or Blue bow tie may be worn with the semi-formal uniform (white shirt only).
5. Large medals will be worn on the semi-formal uniform coat  $\frac{1}{2}$  inch below the top of the welt of the pocket, centered on the pocket. If medals are worn, ribbons will not be worn (no mixing).
6. AFJROTC ribbons may be worn on the semi-formal uniform. If ribbons are worn, medals will not be worn (no mixing).
7. Authorized badges may be worn on the semi-form dress uniform. If medals are worn, badges that are normally worn directly under the ribbon rack will not be worn.
8. Headgear is not worn with the semi-formal dress uniform.
9. Per Chapter 7 para 7.8.4.8. **Mess Dress Uniforms are not authorized for wear by AFJROTC cadets.**

# Air Force and Space Force JROTC Ribbon Chart



Version: 15 May 2022

## **Attachments**

### **Ribbon Form Steps:**

1. Fill out ribbon request form
2. If you have not acquired the ribbon, put 1 under the ribbon section
3. If you need a device/Cluster, put the following “1, 2, 3, or 4” if you have achieved that ribbon multiple times. (Stars are for specialized ribbons)
4. For listing activities, they can only be ROTC events
5. Before you receive the ribbons or devices, you must get the Cadet’s Squadron Commander (Required), Group Commander (Required), and SASI/ASI (Specialized ribbons only), to sign the form before receiving ribbons.

### **Gold Valor Award:**

- National award
- Medal, Ribbon, and Certificate
- Recognizes the most outstanding voluntary acts of self-sacrifice and personal bravery by a cadet involving conspicuous risk of life above and beyond the call of duty

### **Silver Valor Award:**

- National Award
- Medal, Ribbon, and Certificate
- Recognizes a voluntary act of heroism, but does not meet the risk of life requirements of the Gold Valor Award.

### **Cadet Humanitarian Award:**

- National Award
- Ribbon and Certificate
- Recognizes humanitarian effort above and beyond the call of duty

### **Air Force Association (AFA) Award:**

- National Award
- Medal and Ribbon
- Third Year Cadet
- The award recipient displays positive attitude
- Initiative, judgment, and self-confidence
- Courteous demeanor
- Capacity for responsibility, high productivity, adaptability to change

- Highest personal and ethical standards and strong positive convictions
- Outstanding personal appearance
- Rank in the AS class top 5% and academic class top 10%

#### **Daedalian Award:**

- National Award
- Medal and Ribbon
- Third Year Cadet
- Demonstrates patriotism, love of country, and service to the nation
- The potential and desire to pursue a military career
- Rank in the AS class top 10% and academic class top 20%

#### **American Legion Scholastic Award:**

- National Award
- Medal and Ribbon
- Fourth Year Cadet
- Demonstrate leadership qualities
- Actively participate in student activities
- Rank in the AS class top 25% and academic class top 10%

#### **American Legion General Military Excellence Award:**

- National Award
- Medal and Ribbon
- Fourth Year Cadet
- Demonstrate qualities in military leadership, discipline, character, and citizenship
- Rank in the top 25% of AFJROTC class.

#### **Daughters of the American Revolution Award:**

- National Award
- Medal and Ribbon
- Third or Fourth Year Cadet
- Demonstrate qualities of dependability and good character
- Adherence to military discipline
- Possess leadership ability and patriotic values.
- Rank in the AS class top 25% and academic class top 25%



**American Veterans (AMVETS) Award:**

- National Award
- Medal and Ribbon
- Second or Third Year Cadet
- Positive attitude
- Personal appearance
- Initiative, dependability, judgment, and self-confidence • Capacity for responsibility, adaptability, and maintenance of high
- Personal standards.
- AS class A Grade & good scholastic standing in all classes

**Reserve Officers Association (ROA) Award:**

- National Award
- Medal, Certificate, and Ribbon
- Third or Fourth Year Cadet
- Demonstrate Positive courteous attitude
- Outstanding personal appearance
- Attributes of initiative, judgment, and self-confidence
- Capacity for responsibility, high productivity
- Rank in the top 10% of AS class

**Military Order of World Wars Award:**

- National Award
- Medal, Certificate, and Ribbon
- First Year Cadet
- Outstanding accomplishments or service to the JROTC unit.

**Military Officers Association Award:**

- National Award
- Medal and Ribbon
- Third Year Cadet
- Demonstrate high order of loyalty to the unit, school, and country.
- High moral character
- Exceptional potential for military leadership
- Good academic standing

### **Veterans of Foreign Wars (VFW) Award:**

- National Award
- Medal and Ribbon
- Third or Fourth Year Cadet
- Demonstrate positive attitude
- Outstanding military bearing and conduct
- Strong positive courtesy, dependability, punctuality, respect, and cooperation; leadership potential
- Color guard or drill team member
- AFJROTC grade of "B" overall average grade of "C"
- Active in student activities

### **National Sojourners Award:**

- National Award
- Medal, Certificate, and Ribbon
- Second or Third Year Cadet
- Demonstrate potential for outstanding leadership and promote American ideals • Top 25% of academic class

### **Sons of the American Revolution (SAR) Award:**

- National Award
- Medal and Ribbon
- Top 10% AFJROTC class
- Top 50% of High School class

### **Scottish Rite, Southern Jurisdiction Award:**

- National Award
- Medal, Certificate, and Ribbon
- Second or Third Year Cadet
- Encourage Americanism by participation in activities or community projects.
- Demonstrate dependability, character, discipline, citizenship and patriotism.
- Top 25% of class

### **Military Order of the Purple Heart Award:**

- National Award
- Medal, Certificate, and Ribbon
- Third or Fourth Year Cadet
- Demonstrate positive attitude toward country
- Participate in school activities and community affairs
- Hold a leadership position in cadet corps and "B" average in all subjects



**Air Force Sergeants Association Award:**

- National Award
- Medal and Ribbon
- Second Year Cadet
- Demonstrate outstanding military leadership, discipline, character, and citizenship.
- Top 25% of the AFJROTC class

**Tuskegee Airmen Air Force Junior ROTC Cadet Award:**

- National Award
- Ribbon and Certificate
- First, Second, or Third Year Cadet
- Actively participate in cadet corps activities and 50% of all unit service programs
- AS class grade of “B” and good academic standing

**The Outstanding Cadet Ribbon:**

- Medal and Ribbon
- First, Second, Third, or Fourth Year Cadet
- Annual Award recognizes one Outstanding Cadet for each year.
- This award is awarded at Change of Command at the end of the year.

**Achievement Ribbon:**

- Medal and Ribbon
- Awarded for a significant achievement as deemed appropriate by the SASI

**Superior Performance Ribbon:**

- Medal and Ribbon
- Recognition of achievements and services rendered specifically on behalf of AFJROTC, which are clearly outstanding and exceptional. (Gain during Change of Command)
- Worn with a Silver Star
- Awarded by SASI

**Distinguished Unit Award (Top 20% of Cadets can receive):**

- Awarded to all cadets enrolled during the academic year when a unit is selected by HQ AFJROTC to receive the DUA.
- Based on the goals set for the year
- Awarded at the Change Of Command

**Top Performer Award:**

- Presented by HQ to a maximum of 2% of current cadets in overall AFJROTC.
- Perform outstanding in grades and class and outside of class including Community Service.

**Academic Ribbon:**

- Academic excellence by attaining an overall "B" grade point average and "A" average in AFJROTC for one School Year.

**Outstanding Flight Ribbon:**

- Awarded each academic term to members of the outstanding flight for superior Academic, Service, Uniform Wear, and Participation in Activities.
- The minimal grade for cadets is 77% to earn this ribbon.
- Awarded by Corps Commander and SASI.

**Leadership School Ribbon:**

- Awarded once for completion of summer leadership course.

**Drill Competition Ribbon:**

- Awarded to drill team members for participating in drill meets.

**Orienteering Competition Ribbon:**

- Awarded for participation in at least two Orienteering events (unless waived by the SASI/ASI).

**Co-curricular Activities Leadership Ribbon:**

- Show excellence and leadership on teams which includes: Drill Team Commander, Orientation Program Coordinator, etc

**Drill Team Ribbon:**

- Command 5 Color Guard performances & 30-Step drill sequence

**Color Guard Ribbon:**

- 10 Color Guard performances (ALT position can count for 2 of the 10)

**Service Ribbon:**

- Accumulate 15 hours of community service

**Recruiting Ribbon:**

- Recruit at least ONE student into AFJROTC or participate in two unit recruiting activities

**Activities Ribbon:**

- Participation in a minimum number of co-curricular competitive activities (cadet competitions, field trips, rocket meets, formal events).

**Attendance Ribbon:**

- No more than 4 excused absences and no unexcused absences in an academic term.

**Good Conduct Ribbon:**

- No suspensions of any kind, or adverse reports from staff or faculty in an academic year.

**Dress & Appearance Ribbon:**

- Two Selections as outstanding cadet, conforming with all AFJROTC dress and appearance standards, during weekly flight uniform inspections.
- NO Missed uniform wears

**Longevity Ribbon:**

- Successful Completion of two Semesters in AFJROTC

**Civil Air Patrol (CAP) Program Awards:**

- Awarded by a Civil Air Patrol (CAP) Program

**Clusters:**

- After gaining a ribbon if you gain that ribbon a second time you receive a cluster
-

## MALE CADET TIE WEAR:

### How to tie the Windsor (Double Windsor) knot.

Wide and Triangular.

A full knot best suited for spread collar shirts.



**1.** The wide end "A" should extend about 12 inches below narrow end "B". Cross wide end "A" over narrow end "B".



**2.** Bring wide end "A" up through loop between collar and tie; then back down.



**3.** Pull wide end "A" underneath narrow end "B" and to the left, and back through the loop again.



**4.** Bring wide end "A" across the front from left to right.



**5.** Pull wide end "A" up through the loop again.



**6.** Bring wide end "A" down through the knot in front.



**7.** Using both hands, tighten the knot carefully and draw up to collar.

### INDIVIDUAL AND FLIGHT DRILL

COMMAND	FOOT	ACTION TAKEN	HALTED	ACTION TAKEN
Flight Attention	EITHER	Take one more step, begin marching at attention with coordinated arm swing and 24" step maintain cadence and DCID	YES	On preparatory command assume parade rest. , bring left foot to right foot, heels on line and together, feet form a 45°, hands cupped, closed and pinned to seam of trousers, thumbs down, head and eyes straight ahead, silence
Parade Rest			YES	Raise left foot from hip, place left foot 12" from right, arms fully extended behind back, back of right hand in palm of left, right thumb over left, fingers and thumbs pointing to ground. Silence
At Ease			YES	Free movement, right foot remains planted. Silence
Rest			YES	Free movement, right foot remains planted, talking allowed
Fall Out			YES	Relax in a standing position or break rank, talking permitted
Right Face			YES	Count one, without arm swing, pivot 90° on the heel of the right foot, ball of the left foot. Count two, Bring left foot smartly to right foot
Left Face			YES	Count one, without arm swing, pivot 90° on the heel of the left foot, ball of the right foot. Count two, Bring right foot smartly to left foot
About Face			YES	Count one, without arm swing place ball of right foot behind and slightly to left of left heel Count two, pivot 180° to the right on the heel of the left foot, ball of the right foot.
Present Arms			YES	Raise right hand from elbow, un-cup hand, palm flat facing body, thumb along forefinger, fingers extended/joined, upper arm parallel to ground palm tilted slightly toward face, tip of middle finger on contact point
Order Arms			YES	Lower right hand from elbow, continue lower arm from shoulder, cup hand at waist level, return hand to side as in the position of attention



COMMAND	FOOT	ACTION TAKEN	HALTED	ACTION TAKEN
Count Off			YES	In Column; element leaders turn head and eyes 45° to right, say "One", smartly return head and eyes to front. After first rank returns head to front, next rank turns head and eyes 45° to right, say "Two" . . . ETC In Line; everyone turns head and eyes to right except element leaders, element leaders say "One". Next file turns head and eyes to front, say "Two" . . . ETC
Dress Right Dress (Normal Interval) (For inverted Line All actions are opposite of Line formation. Instead of turning head right and raising left arm, turn head left and raise right arm, Command is Dress Left, Dress		Commander moves by most direct route to right flank of formation 1 pace away centered and facing down line of 1 <sup>st</sup> element. Align element by taking short side steps left and right, execute a face in marching to next element. When finished, halt 3 paces ahead and one pace to right of front rank.	YES	In Line formation, if someone is to your left raise left arm to side parallel to ground, thumb along forefinger fingers extended and joined, if someone is to your right, turn head and eyes 45° to right, leading person in each file has exact shoulder to fingertip contact, all others arm hangs in air or is placed behind person to left, use short choppy steps to establish DCID
Ready Front (Dress Right Dress)		After command of execution, commander proceeds by most direct route to normal position in front of flight	YES	Return to position of attention without slapping side
At Close Interval Dress Right Dress (At Close Interval Dress Left Dress)		Same As Normal Interval	YES	In Line formation, same as Normal interval except left elbow is extended, hand un-cupped, heel of hand on waist, thumb along forefinger fingers extended and joined.
Fall In (Flight will be sized by commander commanding, Right Face, with exceptions taller tap, Right Face, with exceptions taller tap, Left Face with exceptions taller tap, Left Face)		Guide takes a position to left of commander so flight is centered and three paces away from commander. Guide executes an automatic Dress Right Dress, when guide feels presence of 1 <sup>st</sup> element leader, guide executes Ready Front. To establish interval, leading individual in each file establishes exact shoulder to fingertip contact. Square flight from 4 <sup>th</sup> element to 1 <sup>st</sup>	YES	1 <sup>st</sup> element leader falls in directly to left of guide, once halted, automatic Dress Right Dress. 2 <sup>nd</sup> , 3 <sup>rd</sup> , and 4 <sup>th</sup> element leaders fall in directly behind 1 <sup>st</sup> element leader, automatic Dress Right Dress visually establish 40" distance and cover. Members of flight fall into any open position to left of element leaders, execute automatic Dress Right Dress. All members execute automatic Ready Front on individual basis, when they feel presence of another member

COMMAND	FOOT	ACTION TAKEN	HALTED	ACTION TAKEN
Open Ranks March		<b>1<sup>ST</sup> Element</b> takes three 24" steps, executes automatic Dress Right Dress. <b>2<sup>ND</sup> Element</b> takes two 24" steps executes automatic Dress Right Dress. <b>3<sup>RD</sup> Element</b> takes one 24" step executes automatic Dress Right Dress <b>4<sup>TH</sup> Element</b> stands fast, executes automatic Dress Right Dress New distance is 70". All flight members return head and eyes to front and/or lower left arm to their side	YES	Commander will align flight, as in Dress Right Dress. After commanding Ready Front takes 1 step forward and faces right to receive inspecting official. After saluting and announcing the flight is prepared for inspection command 2 <sup>ND</sup> 3 <sup>RD</sup> and 4 <sup>TH</sup> Element Parade Rest, accompany official in a position 1 pace to right and 1 pace behind official. When inspecting official finishes with front of one element, the next element leader calls their element to attention. When previous element leader can see inspecting official is inspecting the next element, give their element Parade Rest. 4 <sup>TH</sup> element leader gives element Parade Rest. After inspecting official/commander passes on the right. Prior to closing the formation, the commander must bring the flight to attention
Ready Front				
Close Ranks March		<b>4<sup>TH</sup> element</b> takes three 24" steps, <b>3<sup>RD</sup> element</b> takes two 24" steps, <b>2<sup>ND</sup> element</b> takes one 24" step <b>1<sup>ST</sup> element</b> stands fast		
Forward March	EITHER	Resume cadence of quick time. Move forward	YES	Start with left foot take a 24" step with coordinated arm swing 6" inches to front 3" rear, cadence is 120 steps per minute
Right Flank March	RIGHT	Take one 24" step with left foot, pivot 90° to right on ball of left, suspend arm swing in pivot	YES	In one count pivot 90° to right on ball of left foot, stepping off with right foot
Left Flank March	LEFT	Take one 24" step with right foot pivot 90° to left on the ball of right foot, suspend arm swing in pivot	YES	In one count pivot 90° to left on ball of right foot, stepping off with left foot
To The Rear March	RIGHT	Take one 12" with left foot, suspend arm swing, pivot 180° to right on balls of both feet, resume arm swing, take one 12" step with left foot and resume 24" step	NO	
Double Time March	EITHER	One step at quick time, begin 30" step, 180 steps a minute, forearms horizontal at waist	YES	Begin with left foot take 30" steps at 180 steps a minute, forearms horizontal at waist
Quick Time March	EITHER	4 steps between preparatory and command of execution, two more steps in double time, then 120 steps a minute with coordinated arm swing	NO	



COMMAND	FOOT	ACTION TAKEN	HALTED	ACTION TAKEN
Column Half Left March	LEFT	Element leaders take 24" step with right foot, pivot 45° to left on ball of right foot, 1 <sup>st</sup> element leader takes 24" step then half steps, remaining in half steps until all other element leaders establish DCID and then pick up the half step, resume 24" step. Remaining members of flight march to approximate pivot point of element leader, execute in the same manner, establish DCID, conform to step	YES	Element leaders execute a face in marching 45° to left stepping off with left, 1 <sup>st</sup> element leader takes 24" step then half steps until all remaining element leaders establish DCID and then pick up the half step, resume 24" step. Remaining members of flight march to approximate pivot point of element leader, pivot 45° to left on ball of right foot, establish DCID, conform to step
Column Half Right March	RIGHT	Element leaders take one 24" step with left foot, pivot 45° to right 4 <sup>th</sup> element leader takes one 24" step, then half steps, when each element leader is abreast of the element leader to the right pick up half step until all element leaders are aligned, resume 24" step, remaining members of flight march to the approximate pivot point of their element leader, execute drill movement in same manner, alignment and then conform to step	YES	Element leaders execute a face in marching 45° to right on ball of right foot, stepping out with left. 4 <sup>th</sup> element leader takes 24" step then half steps, remaining in half steps until all other element leaders establish DCID and then pick up the half step, resume 24" step. Remaining members of flight march to approximate pivot point of element leader, pivot 45° to the right on the ball of the left foot, establish DCID conform to step
Close March	RIGHT	<b>4<sup>TH</sup> element</b> takes one 24" step, begin half step <b>3<sup>RD</sup> element</b> takes one 24" step pivot 45° to right, on ball of left foot, one 24" step, pivot 45° to left on ball of right foot, DCID, half step <b>2<sup>ND</sup> element</b> takes one 24" step, pivot 45° to right, on ball of left foot, three 24" steps, pivot 45° to left on ball of right foot, DCID, half step <b>1<sup>ST</sup> element</b> takes one 24" step, pivot 45° to right on ball of left foot, take five 24" steps, pivot 45° to left on ball of right foot, DCID, half step	YES	<b>4<sup>TH</sup> element</b> stands fast <b>3<sup>RD</sup> element</b> takes two side steps to right <b>2<sup>ND</sup> element</b> takes four side steps to right <b>1<sup>ST</sup> element</b> takes six side steps to right
Flight Halt	Heels together	One more 12" step, plant foot, bring trail foot to left		

COMMAND	FOOT	ACTION TAKEN	HALTED	ACTION TAKEN
Extend March	LEFT	<p><b>4<sup>TH</sup> element</b> takes one 24" step, begin half step</p> <p><b>3<sup>RD</sup> element</b> takes one 24" step pivot 45° to left, on ball of right foot, take one 24" step, pivot 45° to right on ball of left foot, DCID, half step</p> <p><b>2<sup>ND</sup> element</b> takes one 24" step, pivot 45° to left, on ball of right foot, take three 24" steps, pivot 45° to right on ball of left foot, DCID, half step</p> <p><b>1<sup>ST</sup> element</b> takes 24" step, pivot 45° to left on ball of right foot, take five 24" steps, pivot 45° to right on ball of left foot, DCID, half step</p>	YES	<p><b>4<sup>TH</sup> element</b> stands fast</p> <p><b>3<sup>RD</sup> element</b> takes two side steps to left</p> <p><b>2<sup>ND</sup> element</b> takes four side steps to left</p> <p><b>1<sup>ST</sup> element</b> takes six side steps to left</p>
<p>Column Right March (Normal Interval)</p> <p>(For CLOSE INTERVAL the drill movement is executed in the same manner with the following exception: instead of 24" steps in between the 45° pivots take 12" steps)</p>	RIGHT	<p><b>4<sup>TH</sup> element leader</b> takes one 24" step, pivot 90° right on ball of left foot, take one 24" step then half steps, remainder of element marches to approximate pivot point executes in same manner</p> <p><b>3<sup>RD</sup> element leader</b> takes one 24" step, pivot 45° right on ball of left foot, take two 24" steps, pivot 45° to right on ball of left foot, take full 24 " steps, DCID, half steps, remainder of element marches to approximate pivot point, executes in same manner</p> <p><b>2<sup>ND</sup> element leader</b> takes one 24" steps pivot 45° right on ball of left foot, take four 24" steps, pivot 45° to right on ball of left foot, take full 24 " steps, DCID, half steps, remainder of element marches to approximate pivot, executes in same manner</p> <p><b>1<sup>ST</sup> element leader</b> takes one 24" step, pivot 45° to right on ball of left foot, take six 24" steps, pivot 45° to right on ball of left foot, take full 24 " steps, DCID, half steps, remainder of element marches to approximate pivot point and executes in the same manner</p>	YES	<p><b>4<sup>TH</sup> element leader</b> take one 24" step pivot 90° to right on ball of the left foot, take one 24" step then half steps, remainder of element marches to approximate pivot point, executes in same manner</p> <p><b>3<sup>RD</sup> element leader</b> takes one 24" step, pivot 45° right on ball of left foot, take two 24" steps, pivot 45° to right on ball of left foot, take full 24" steps, alignment then half steps, remainder of element marches to approximate pivot point, executes in same manner</p> <p><b>2<sup>ND</sup> element leader</b> takes one 24" step pivots 45° to right on ball of left foot, take four 24" steps, pivot 45° to right on ball of left foot, take full 24 " steps, alignment then half steps, remainder of element marches to approximate pivot point, executes in same manner</p> <p><b>1<sup>ST</sup> element leader</b> takes one 24" step pivot 45° to right on ball of left foot, take six 24" steps, pivot 45° to right on ball of left foot, take full 24 " steps, alignment then half steps, the remainder of element marches to approximate pivot point, executes in same manner</p>