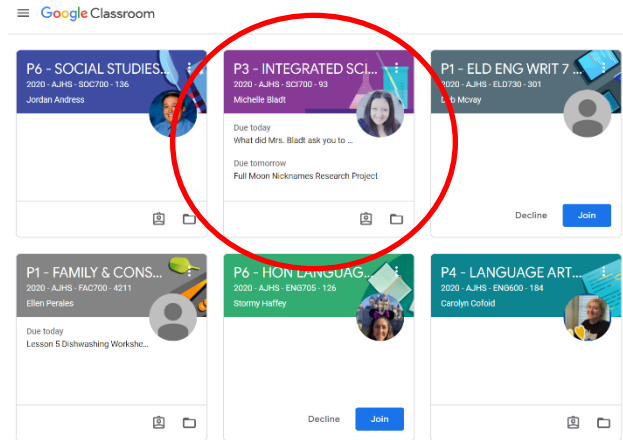
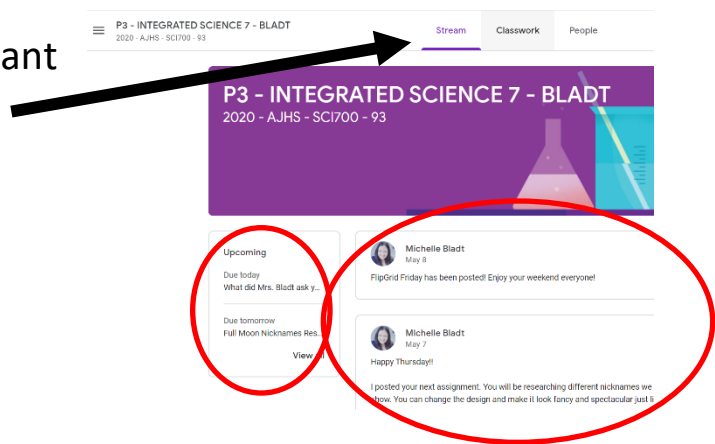


HOW TO CHECK CLASS PROGRESS ON GOOGLE CLASSROOM

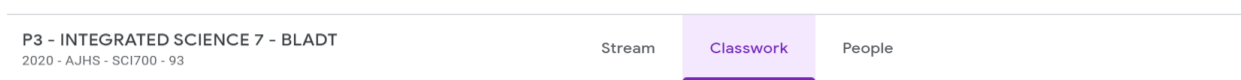
Step 1: Click on tile of the class you want to open.



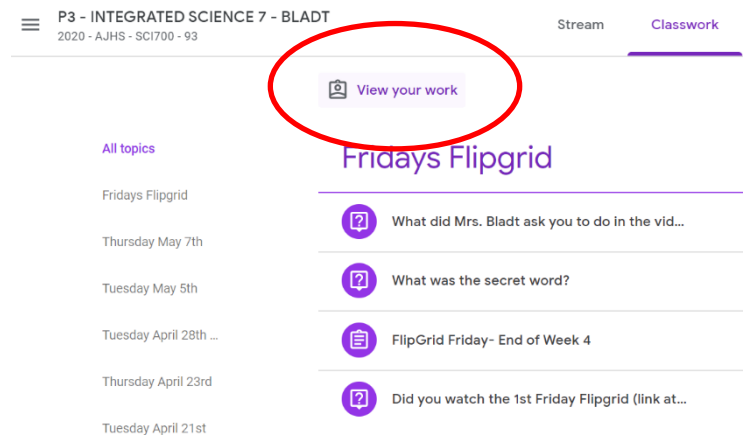
Step 2: Check your "STREAM" for any upcoming assignments or any important announcements from the teacher.



Step 3: Click the "CLASSWORK" tab on the top to go to all assignments and check your progress.



Step 4: In "CLASSWORK" you can click on "View Your Work" to show a running total of what assignments are due soon, which assignments are missing and your points for completed assignments.



When you click “View Your Work” you will see a list of all assignments for that class with the current status:

“Assigned” = Has been assigned by the teacher, due soon

“1/1” = Student turned in assignment and it was graded by teacher

“Turned in” = Student has turned in assignment, it has not been checked by teacher

“ ✓ ” = Task Completed and Turned in, no grade associated with it

“Missing” = Student has not turned in assignment, it is past the due date


(SEE EXAMPLE BELOW)



Jeremy Jaguar

Filters

- Assigned
- Returned with grade
- Missing

Title	Due	
What did Mrs. Bladt ask you to do in the video?	Today	Assigned
Full Moon Nicknames Research Project  1	Tomorrow	Assigned
Sun, Moon and Earth Review Games- Possible Prizes for Top Sco...	May 6, 5:00 PM	1/1 Done late
What was the secret word?	May 1	Turned in Done late
Flower		
VIEW DETAILS		
DO THIS FIRST- BEFORE THE CHECKPOINT!	Apr 30	✓
Lesson 1 Sun-Moon-Earth Checkpoint	Apr 30	Missing
FlipGrid Friday- End of Week 4	Apr 24	Missing

